



Mic-D30 Microphone

User Manual



Guangzhou Zhiying Technology Co., Ltd

📍 Block 15th, No.200 Fangcun Avenue East, Liwan District, Guangzhou, China, 510000

✉ support@syncoaudio.com

🌐 www.syncoaudio.com

🌐 <https://www.facebook.com/syncomicrophones>

Thank you for choosing **SYNCO Mic-D30**
Please read this manual carefully before use and follow all instructions mentioned herein.

Contents

● Feature Introduction.....	01
● Caring For Your SYNCO Mic-D30 Microphone.....	01
● Package List.....	02
● Components Introduction.....	03
● Operations.....	03
① The Use of Furry Windscreen	
② Charging the Mic-D30 Microphone	
③ Using with Your Device	
④ Real-time Audio Monitoring	
⑤ Low Cut Button	
● Specifications.....	05

Feature Introduction

- Super cardioid capsule for excellent off-axis sound rejection
- 75Hz/ 150Hz low cut filter
- Overdrive Protection
- Stepless gain adjustment dial
- Support real-time audio monitoring
- Type-C to 3.5mm TRS/ TRRS output
- Dual shock mount to firmly hold the mic

Caring For Your SYNCO Mic-D30 Microphone

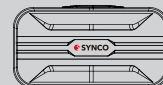
- Please keep the product in a dry, clean, dust-free environment.
- Keep corrosive chemicals, liquids and heat source away from the product to prevent mechanics damage.
- Use only a soft and dry cloth for cleaning the product.
- Malfunction may be caused by dropping, impact of external force.
- Do not attempt to disassemble the product. Doing so voids warranty.
- Please have the product checked or repaired by authorized technicians if any malfunctions happened.
- Failure to follow all the instructions may result in mechanics damage.
- Warranty does not apply to human errors.

Package List


Package includes the following items



SYNCO Mic-D30 Microphone *1



Packing Box *1




Furry Windscreen *1



Shock Mount *1




User Manual *1



Type-C to USB
Charging Cable *1




Type-C to 3.5mm
TRRS Phone Cable *1



Type-C to 3.5mm
TRS Camera Cable *1

Components Introduction



Operations

1. The Use of Furry Windscreen

Mic-D30 comes with a furry windscreen to eliminate the noise caused by wind while recording. Please install the windscreen to the microphone as shown below.



2. Charging the Mic-D30 Microphone

The Mic-D30 has a built-in battery. Please fully charge the microphone with the Type-C Charging Port and Type-C to USB Charging Cable before use.

(Note: The ON-OFF & Battery Indicator will fast flash when the mic is running out of power. When the mic is charging, the indicator will flash slowly then stay green when it is fully charged.)



3. Using with Your Device

The package includes a shock mount, which has a cold shoe on the bottom. It helps to mount the microphone on recording devices like DSLR, camera, camcorder.

- ① Securely place the microphone into the shock mount.
- ② Install the shock mount to your recording devices via the cold shoe and tighten the screw.
- ③ Connect the microphone with your device via the Type-C to 3.5mm Cable. (Note: Some smart phone devices may require a adapter like Lightning to connect with the microphone. Adapter is not included in the package.)
- ④ Long press the ON-OFF button to turn on the microphone. (Note: Short press for Overdrive Protection function.)

4. Real-time Audio Monitoring

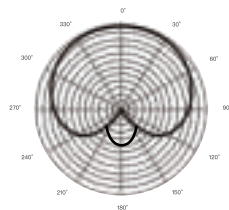
It is suggested to use the headphone whose impedance under 55 Ohm to monitor the audio. Plug your headphone into the Headphone Output, then you can real-time monitor your recording.

5. Low Cut Button

First press for 75Hz low cut, second press for 150Hz low cut and the third press to turn off the low cut function.

Specifications

1. Polar Pattern: Super Cardioid



2. Performance Parameter

Transducer	Back Electret Condenser
Polar Pattern	Super Cardioid
Frequency Response	20 Hz to 20 KHz
Dynamic Range (Typical)	119dB SPL (A-weight per IEC651)
Signal/Noise	82dB (1KHz at 1Pa) (A-weight per IEC651)
Sensitivity	-24dB±2dB (1dB=1V/Pa at 1kHz)
Maximum SPL	124 dB SPL
Output Impedance	300Ω±20% (at 1kHz)
Low Frequency Roll-off	75Hz/150Hz
Output Interface	Type-C to 3.5mm
Dimensions	Φ21.5×214.5mm
Weight	85g

