




6 magic fever stickers for fast and easy fever monitoring

How it works?

Peel the thermometer patch off and apply directly to the child's forehead. Wait for 15 sec - Fever Zoo indicators will light up and indicate N (for normal), 37, 38, 39, 40. The temperature reading corresponds to the highest figure which appears green.

- Green: Signifies exact figures of temperature at that circle	
- Yellow + Blue: Signifies figures of temperature in between the two circles	
- Green + Blue + Yellow: Signifies exact figures of temperature at Green circle	



Important :

- Do not take temperature if child have been eating, drinking or exercising within at least 30 minutes.
- Measure at room temperature of 20-27 °C .
- Store the product in a dry, cool place. Keep away from sunlight and heat sources.
- Not recommended for children who are allergic to adhesives.
- This is not a medical device. The result is for reference only. Please use an ordinary thermometer in case of fever and consult a doctor.



Material: Liquid Crystal, adhesive paper
Includes: 6 stickers

Idea and concept: Koval BV, Belgium

Expiry date: no expiry

© Koval BV

