

# Assembly instruction | Wooden base with cross



Seat options




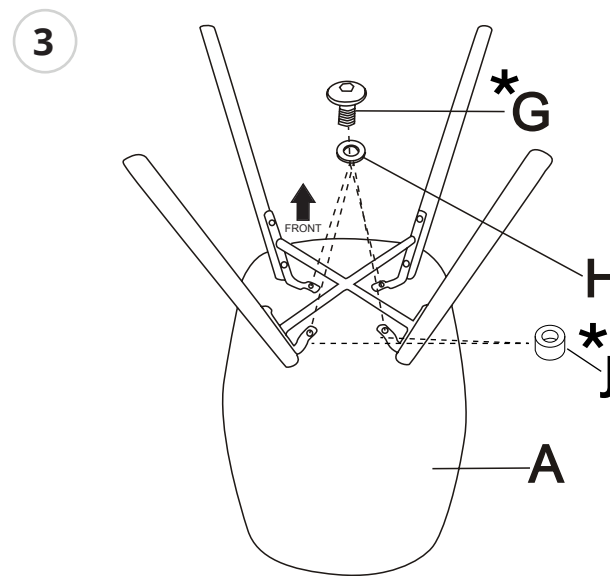
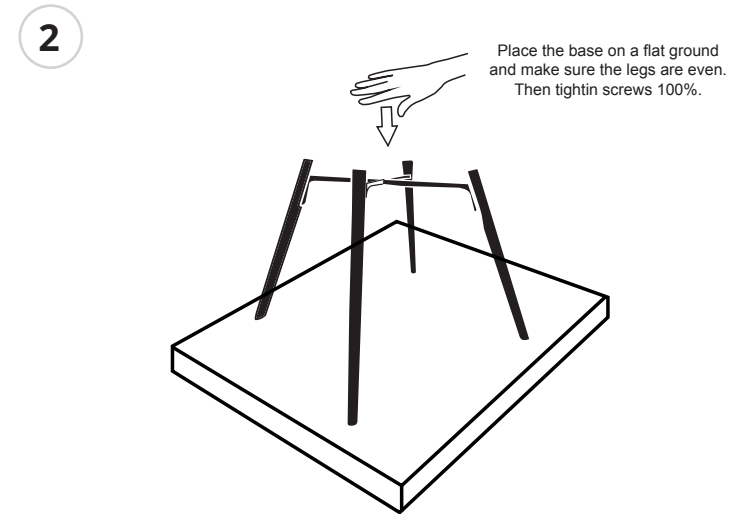
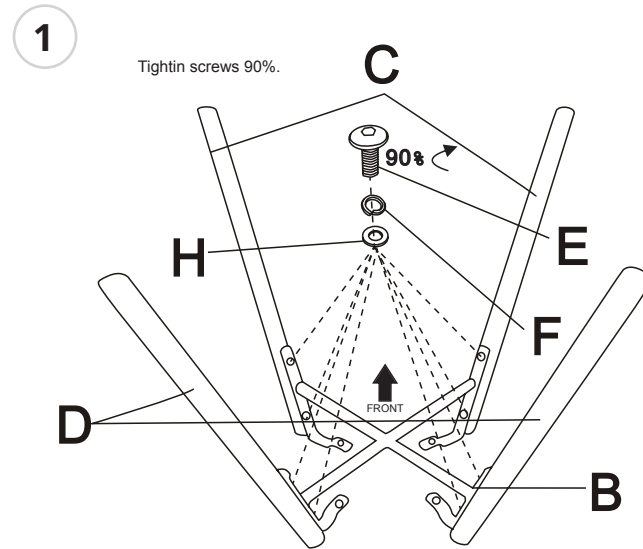
Included parts

<b>A</b> x1	<b>B</b> x1
Seat	
<b>C</b> x2	<b>E</b> x8 (M6*20)
<b>D</b> x2	
<b>F</b> x8 (M6)	<b>H</b> x12 (M6*16*1)
<b>G</b> x4 (M6*16)	<b>I</b> x1 (M6)
<b>*</b>	

**\* ATTENTION!**  
For upholstered shell use different parts

**G** -> 4x M6\*30 screws

**J** -> 4x Ø20\*10 washer



Notes

• We recommend that you re-tighten the screws after a while for optimum retention of your chair.

