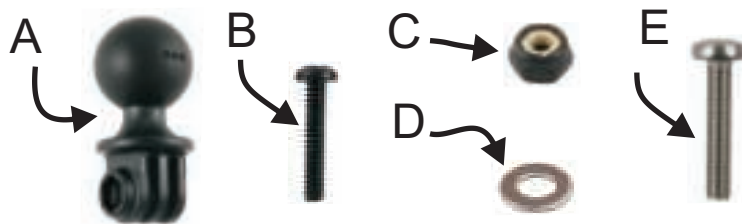


RAM® 1" BALL ADAPTER FOR GoPro® Hero ASSEMBLY GUIDE


PARTS INDEX:

- A. RAM® BALL ADAPTER FOR GoPro® Hero (QTY. 1)
- B. #6-32 STAINLESS STEEL MACHINE SCREW (QTY. 1)
- C. #6-32 STAINLESS STEEL NYLOCK NUT (QTY. 1)
- D. M4 STAINLESS STEEL FLAT WASHER (QTY. 1)
- E. M5 X 25 STAINLESS STEEL MACHINE SCREW (QTY. 1)



CONNECTING TO CAMERA

ASSEMBLE (A) BALL ADAPTER TO CAMERA CASE USING (B) SCREW, (D) WASHER, AND (C) NUT AS SHOWN. TIGHTEN IN PLACE WITH APPROPRIATE SIZE SCREWDRIVER.



CONNECTING TO MOUNT

WEDGE (A) BALL ADAPTER INTO HINGE OF THE MOUNT BUCKLE, TIGHTEN IN PLACE USING THE (E) SCREW AND FACTORY PROVIDED ACORN NUT.

COMPATIBLE ONLY WITH THE GoPro® VERTICAL QUICK RELEASE BUCKLE, TRIPOD ADAPTER, AND 3-WAY PIVOT ARM COMPONENTS



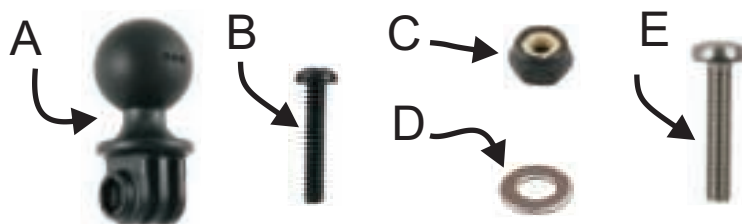
National Products, Inc. 8410 Dallas Ave S. Seattle, WA 98108 206-763-8361 www.rammount.com

RPR-INS-GOP1

RAM® 1" BALL ADAPTER FOR GoPro® Hero ASSEMBLY GUIDE


PARTS INDEX:

- A. RAM® BALL ADAPTER FOR GoPro® Hero (QTY. 1)
- B. #6-32 STAINLESS STEEL MACHINE SCREW (QTY. 1)
- C. #6-32 STAINLESS STEEL NYLOCK NUT (QTY. 1)
- D. M4 STAINLESS STEEL FLAT WASHER (QTY. 1)
- E. M5 X 25 STAINLESS STEEL MACHINE SCREW (QTY. 1)



CONNECTING TO CAMERA

ASSEMBLE (A) BALL ADAPTER TO CAMERA CASE USING (B) SCREW, (D) WASHER, AND (C) NUT AS SHOWN. TIGHTEN IN PLACE WITH APPROPRIATE SIZE SCREWDRIVER.



CONNECTING TO MOUNT

WEDGE (A) BALL ADAPTER INTO HINGE OF THE MOUNT BUCKLE, TIGHTEN IN PLACE USING THE (E) SCREW AND FACTORY PROVIDED ACORN NUT.

COMPATIBLE ONLY WITH THE GoPro® VERTICAL QUICK RELEASE BUCKLE, TRIPOD ADAPTER, AND 3-WAY PIVOT ARM COMPONENTS




National Products, Inc. 8410 Dallas Ave S. Seattle, WA 98108 206-763-8361 www.rammount.com

RPR-INS-GOP1

RAM MOUNT ACCESSORIES FOR GoPro Hero™ ADAPTER



The RAM 1" Ball Adapter for the GoPro Hero™ can be configured and customized with any other RAM Mount components. By selecting any double socket arm and any 1" ball base, you can get the best photo and video experience with the ability to mount your GoPro Hero™ virtually anywhere! All RAM Mount components are made in the USA and backed with a Lifetime Warranty.



P/N: **RAM-B-201U**
STANDARD DOUBLE SOCKET ARM
OVERALL LENGTH 3 11/16"




P/N: **RAM-B-201U-A**
SHORT DOUBLE SOCKET ARM
OVERALL LENGTH 2 7/16"



P/N: **RAM-B-201U-C**
LONG DOUBLE SOCKET ARM
OVERALL LENGTH 6"



P/N: **RAP-B-200-12U**
DOUBLE SOCKET SWIVEL ARM
OVERALL LENGTH 4 1/4"



P/N: **RAM-B-230U**
1" DOUBLE BALL ADAPTER
CONNECTS ANY TWO
DOUBLE SOCKET ARMS



P/N: **RAM-B-224-1U**
TWIST-LOCK SUCTION CUP BASE
POWERFUL SUCTION FOR ANY
WINDOW OR WINDSHIELD



P/N: **RAM-B-231ZU**
RAIL BASE WITH ZINC U-BOLT
FITS ANY RAIL BETWEEN .75"
AND 1.25"



P/N: **RAM-B-108BU**
RAIL BASE WITH STRAP CLAMP
FITS ANY RAIL BETWEEN 1"
AND 2.1"



P/N: **RAM-B-259U**
GLARE SHIELD CLAMP BASE
CLAMPS TO ANYTHING UP
TO .5" THICK



P/N: **RAM-B-252U**
BOLT HEAD ADAPTER BASE
WITH 11MM HOLE, ADAPTS TO
ANY MOTORCYCLE BOLT HEAD



P/N: **RAP-B-121BU**
TEMPORARY CLAMP BASE
CLAMPS TO ANY POST UP
TO 1.5"


HUNDREDS OF OTHER COMPONENTS FOR YOUR GoPro Hero™ ADAPTER CAN BE FOUND AT WWW.RAMMOUNT.COM
SUGGESTED SEARCH TERMS: "GoPro" AND "B Components"

National Products, Inc. 8410 Dallas Ave S. Seattle, WA 98108 206-763-8361 www.rammount.com

RAM MOUNT ACCESSORIES FOR GoPro Hero™ ADAPTER



The RAM 1" Ball Adapter for the GoPro Hero™ can be configured and customized with any other RAM Mount components. By selecting any double socket arm and any 1" ball base, you can get the best photo and video experience with the ability to mount your GoPro Hero™ virtually anywhere! All RAM Mount components are made in the USA and backed with a Lifetime Warranty.



P/N: **RAM-B-201U**
STANDARD DOUBLE SOCKET ARM
OVERALL LENGTH 3 11/16"



P/N: **RAM-B-201U-A**
SHORT DOUBLE SOCKET ARM
OVERALL LENGTH 2 7/16"



P/N: **RAM-B-201U-C**
LONG DOUBLE SOCKET ARM
OVERALL LENGTH 6"



P/N: **RAP-B-200-12U**
DOUBLE SOCKET SWIVEL ARM
OVERALL LENGTH 4 1/4"



P/N: **RAM-B-230U**
1" DOUBLE BALL ADAPTER
CONNECTS ANY TWO
DOUBLE SOCKET ARMS



P/N: **RAM-B-224-1U**
TWIST-LOCK SUCTION CUP BASE
POWERFUL SUCTION FOR ANY
WINDOW OR WINDSHIELD



P/N: **RAM-B-231ZU**
RAIL BASE WITH ZINC U-BOLT
FITS ANY RAIL BETWEEN .75"
AND 1.25"



P/N: **RAM-B-108BU**
RAIL BASE WITH STRAP CLAMP
FITS ANY RAIL BETWEEN 1"
AND 2.1"



P/N: **RAM-B-259U**
GLARE SHIELD CLAMP BASE
CLAMPS TO ANYTHING UP
TO .5" THICK



P/N: **RAM-B-252U**
BOLT HEAD ADAPTER BASE
WITH 11MM HOLE, ADAPTS TO
ANY MOTORCYCLE BOLT HEAD



P/N: **RAP-B-121BU**
TEMPORARY CLAMP BASE
CLAMPS TO ANY POST UP
TO 1.5"

HUNDREDS OF OTHER COMPONENTS FOR YOUR GoPro Hero™ ADAPTER CAN BE FOUND AT WWW.RAMMOUNT.COM
SUGGESTED SEARCH TERMS: "GoPro" AND "B Components"

National Products, Inc. 8410 Dallas Ave S. Seattle, WA 98108 206-763-8361 www.rammount.com