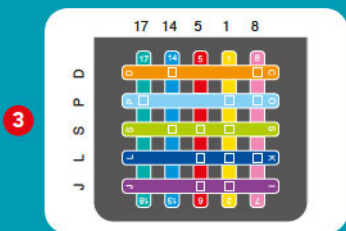
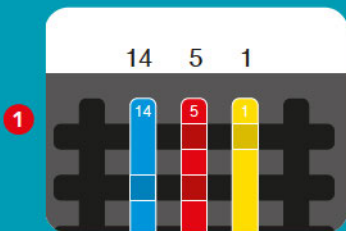
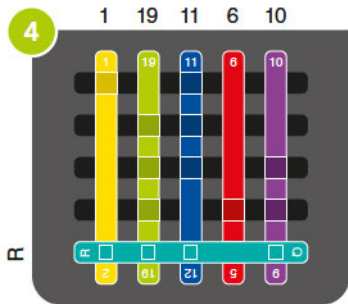
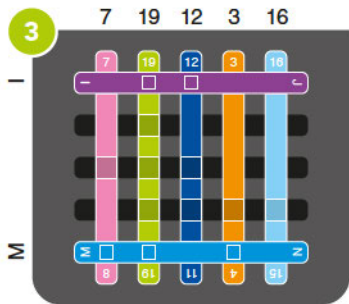
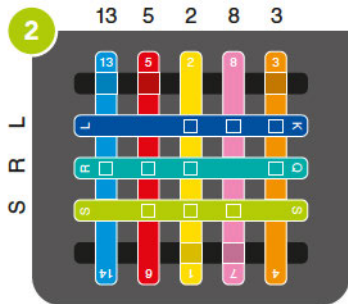
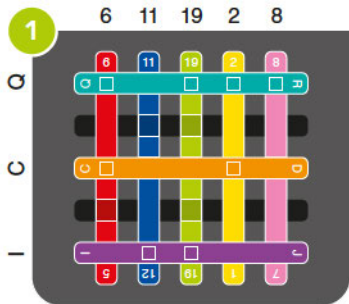




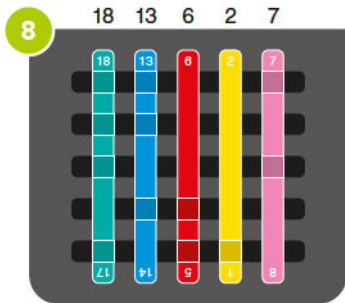
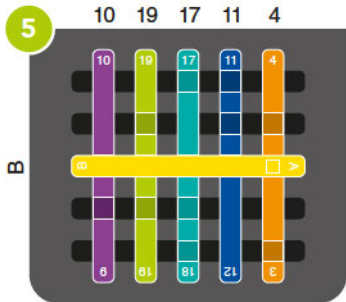
GAME RULES

- 1** Select a challenge. Place the sticks on the game board as shown in the challenge:
 - When you place sticks vertically, the cutouts in the sticks will stay visible (indicated by darker squares on the sticks). The correct orientation of each VERTICAL stick is indicated by a NUMBER on the top side.
 - When you place sticks horizontally, the cutouts will be face down and not visible. But you can still see the position of the cutouts as they are indicated by smaller squares. Horizontally placed sticks show a LETTER on the LEFT SIDE.
- 2** Place all remaining sticks on the game board:
 - All sticks should be level. The horizontal sticks are placed slightly higher than the vertical sticks.
 - There are 25 positions on the game board where a horizontally stick crosses a vertical one. There are also 25 cutouts in the sticks. This means that all cutouts must be used for crossings; two cutouts cannot be placed on top of each other (nor two sticks without cutouts).
 - Players may lift horizontally placed sticks to fit sticks vertically underneath them, as long as the sticks shown in the challenge end up again in the right place and orientation.
- 3** You have found the one and only solution when all 10 sticks fit on the game board. Solutions can be found at the end of the challenge booklet.






STARTER




9

12 3 5 16 18




10

2 8 19 13 17




11

19 2 11 17 16



12


10 18 5 4 14



STARTER


13

8 2 19 11 6



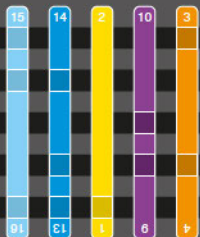
14

10 2 8 5 3




15

15 14 2 10 3



16

9 5 19 18 16




STARTER




17

3 1 8 9 6




18

11 17 16 19 14




19

15 7 18 19



20

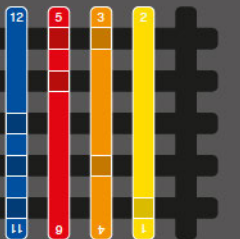
16 3 9 8



STARTER

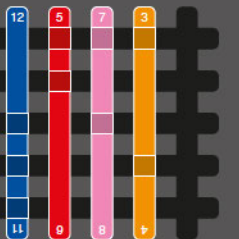
21

12 5 3 2



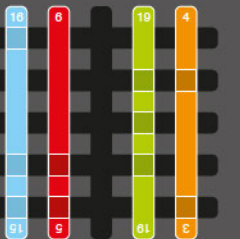
22

12 5 7 3



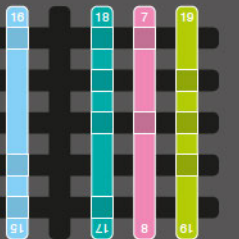
23

16 6 19 4



24

16 18 7 19

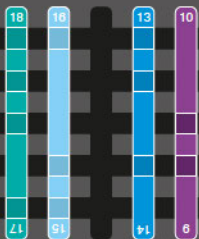


STARTER




25

18 16 13 10




26

10 8 17 19



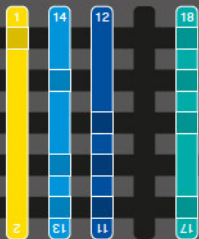
27

16 18 19 9



28


1 14 12 18



JUNIOR


29

11 14 4 17




30

6 9 15 2




31

1 15 19 8



32

7 2 13 18




JUNIOR




33

5 16 19 14




34

2 3 10 18




35

16 18 11 14



36


7 19 13 3



JUNIOR

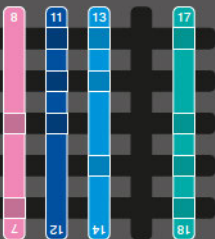
37

18 19 16 3




38

8 11 13 17



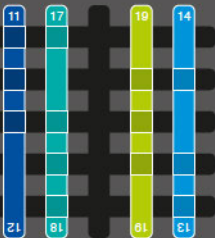
39

17 3 11 8



40

11 17 19 14




JUNIOR




41

10 11 18 14




42

9 7 19 6




43

5 19 2 4



44


17 11 19 2



JUNIOR


45

15 11 17 19




46

10 13 2 7




47

5 3 2 11



48

18 5 16 10

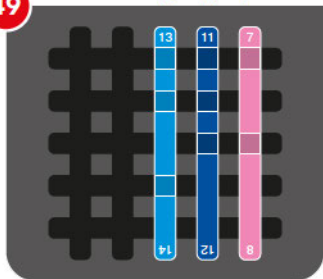


JUNIOR



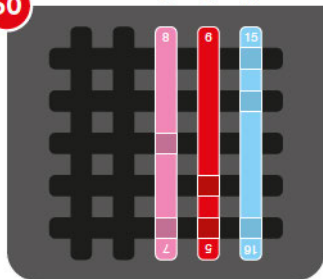
49

13 11 7



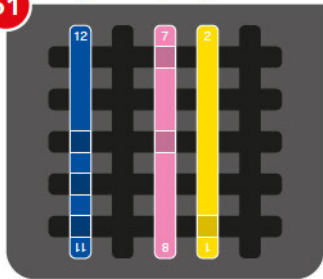
50

8 6 15



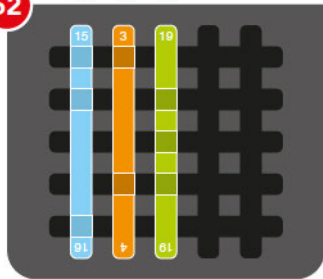
51

12 7 2



52

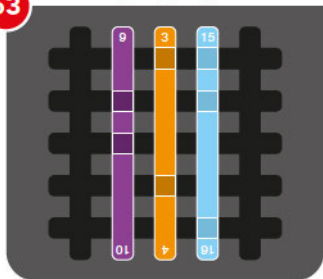
15 3 19



EXPERT

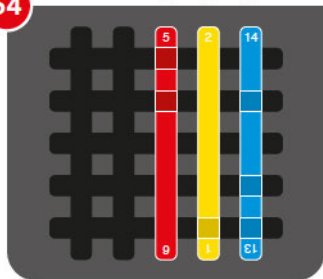
53

9 3 15



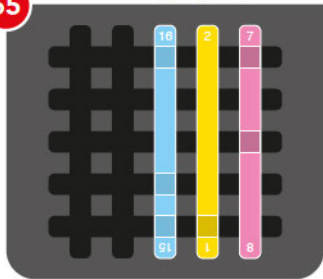
54

5 2 14



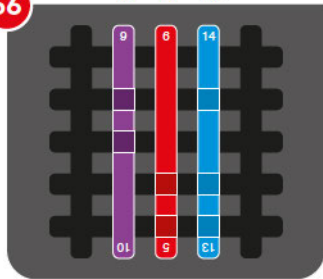
55

16 2 7



56

9 6 14

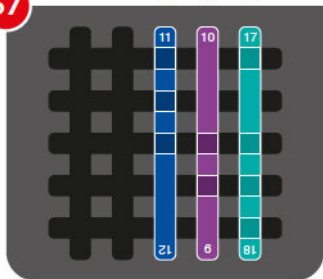


EXPERT



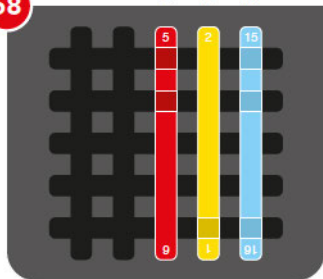
57

11 10 17



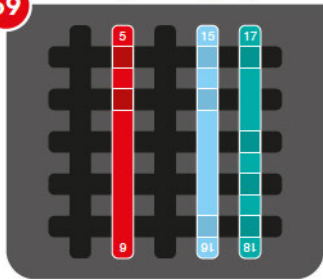
58

5 2 15



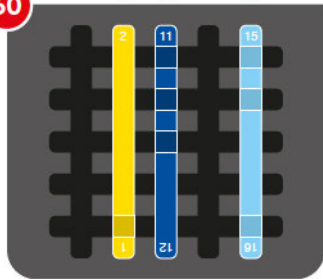
59

5 15 17



60

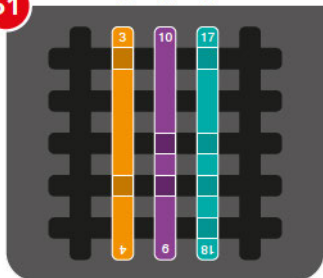
2 11 15



EXPERT

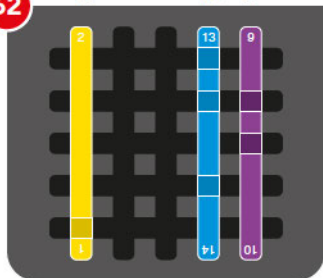
61

3 10 17



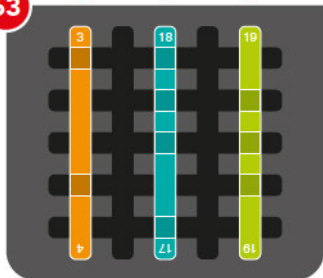
62

2 13 9



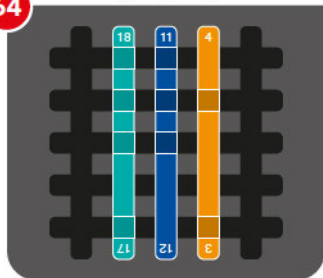
63

3 18 19



64

18 11 4

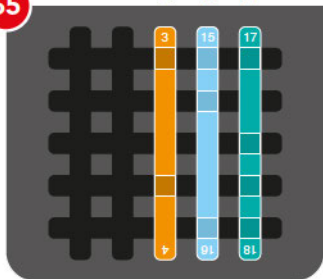


EXPERT



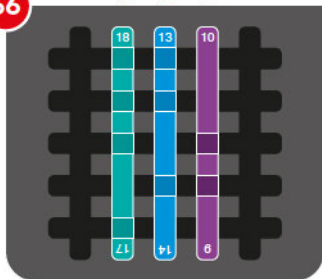
65

3 15 17



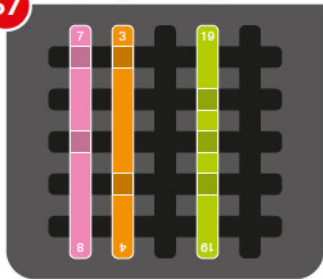
66

18 13 10



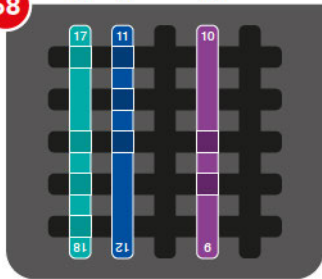
67

7 3 19



68

17 11 10



EXPERT


69

5 19 7




70

3 5 19



71

18 6 7



72

18 19 9

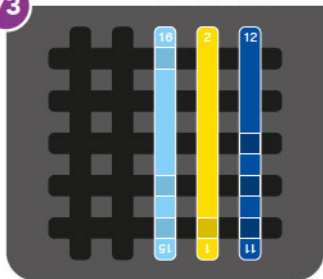


EXPERT



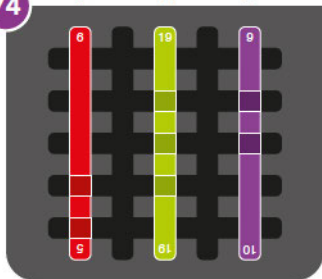
73

16 2 12



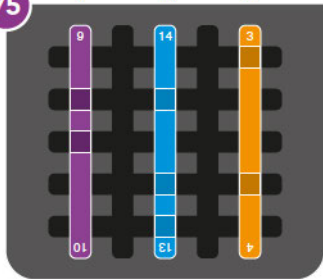
74

6 19 9



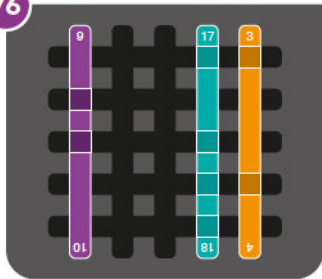
75

9 14 3



76


9 17 3



MASTER


77

6 13 8




78

13 15 19




79

11 19 8



80

7 11 5

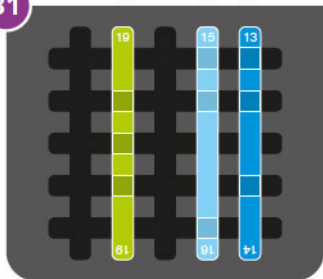


MASTER



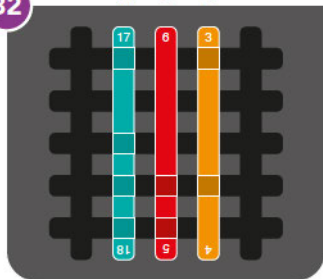
81

19 15 13



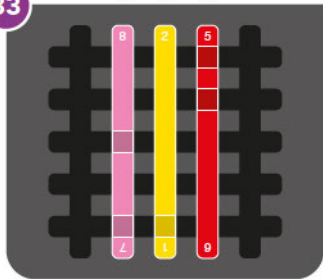
82

17 6 3



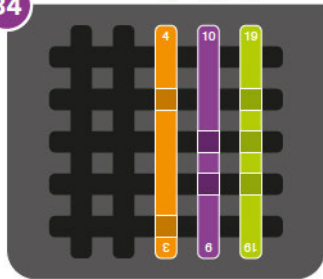
83

8 2 5



84

4 10 19



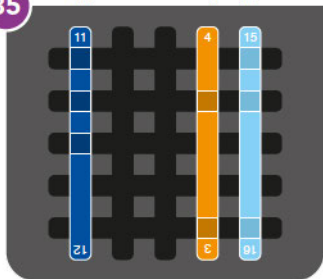
MASTER

85

11

4

15

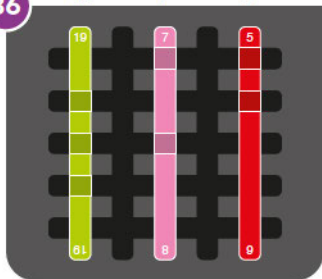


86

19

7

5

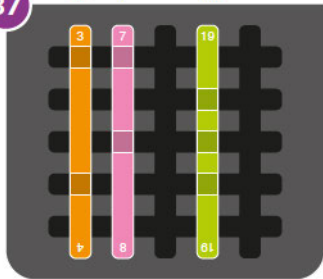


87

3

7

19

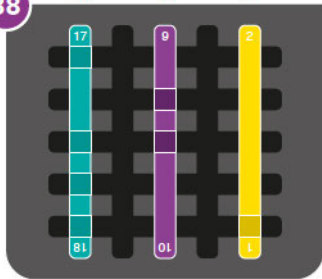


88

17

9

2

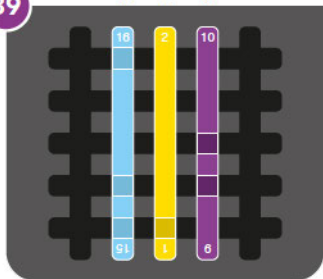


MASTER



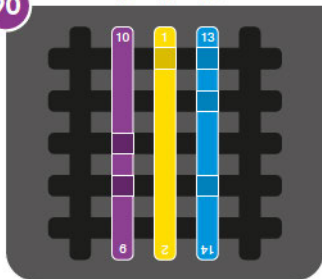
89

16 2 10



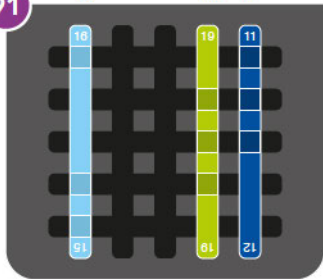
90

10 1 13



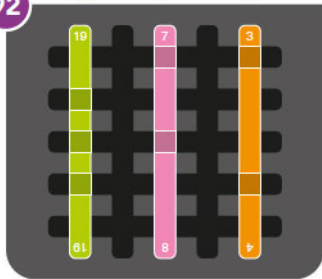
91

16 19 11



92

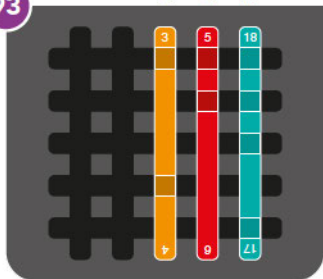
19 7 3



MASTER

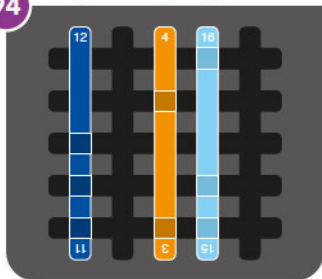
93

3 5 18



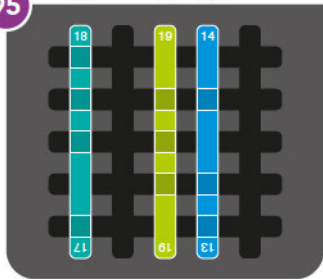
94

12 4 16



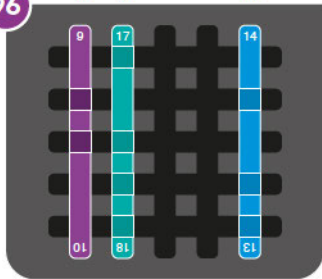
95

18 19 14



96

9 17 14



MASTER



97

F

15

12

L m

J

j j

15

12

98

N

17

2

n n

O

o o

17

2

99

A

6

17

A a

S

s s

6

17

100

P

13

10

p p

H

h h

13

10



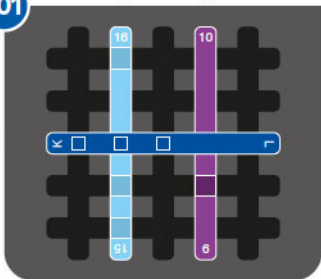
WIZARD

101

K

16

10

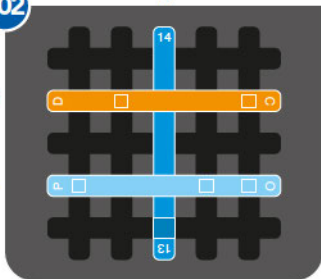


102

D

P

14

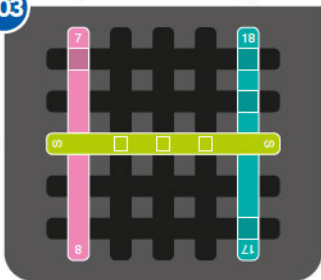


103

S

7

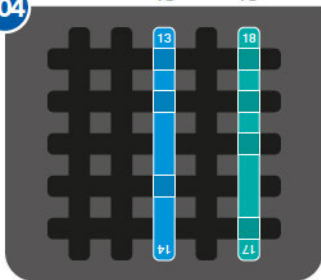
18



104

13

18

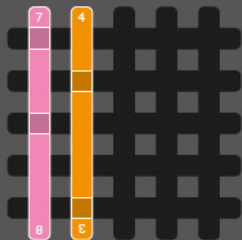


WIZARD



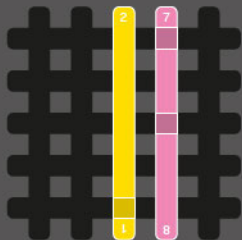
105

7 4



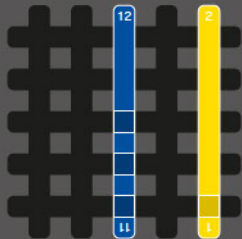
106

2 7



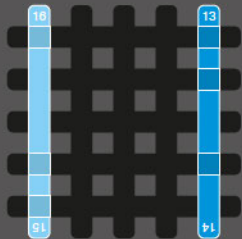
107

12 2



108

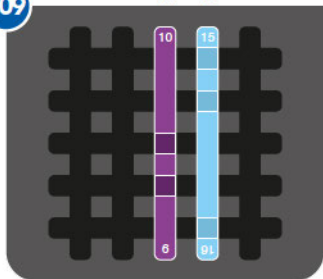
16 13



WIZARD

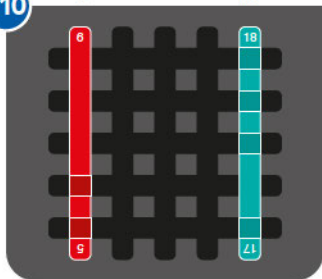
109

10 15



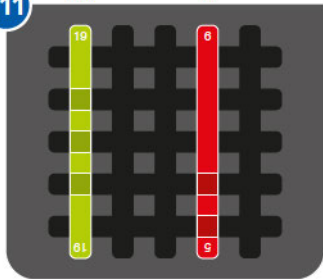
110

6 18



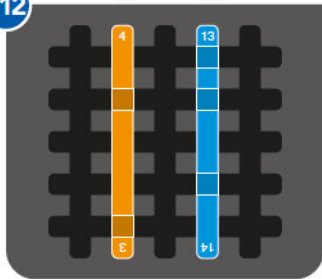
111

19 6



112

4 13

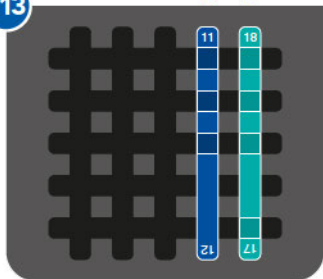


WIZARD



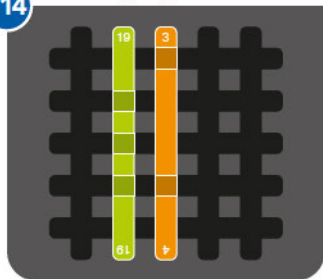
113

11 18



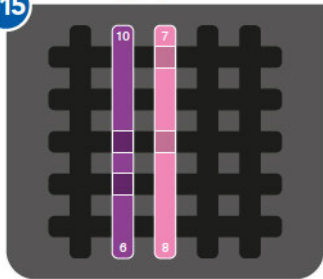
114

19 3



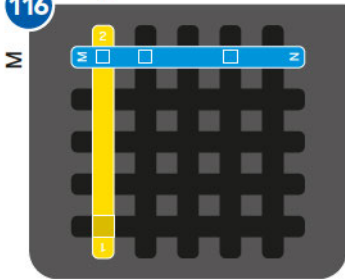
115

10 7



116


2




WIZARD

117

R




E




118

O



C



119

8

C



8

7

120

10

A



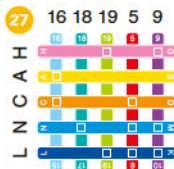
10

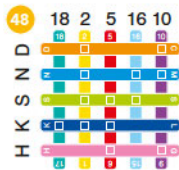
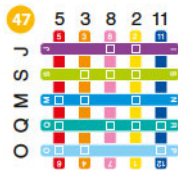
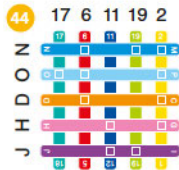
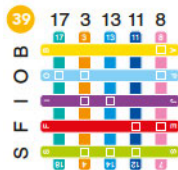
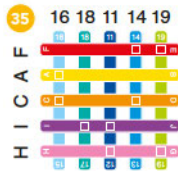
9

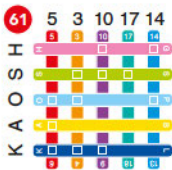
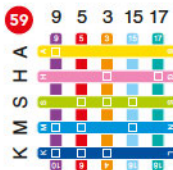
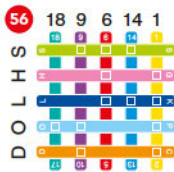
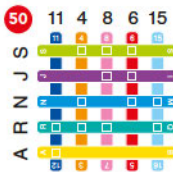
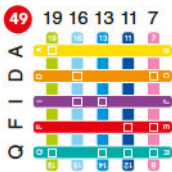
WIZARD

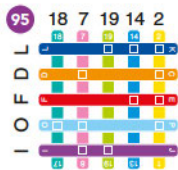


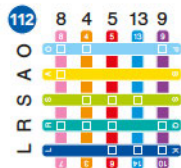
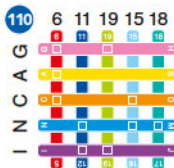
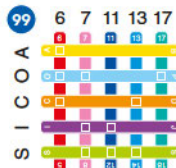
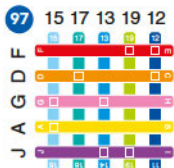














17

16

19

14



© 2021 Concept, game design & artwork:
SMART - Belgium. All rights reserved.
Designer: Raf Peeters
Original product name: IQ Stixx
Manufacturer: SMART nv.
Neerveld 14, 2550 Kontich, Belgium
info@smart.be
www.smartgames.eu

dd 202110208 Made in China

