

Available in five needle gauge and depth specifications. Enabling you to choose the right lancet for every test.


	Unistik 3 Gentle 30G 1.5mm	Frequent blood glucose testing and paediatrics	Box of 50: AT1025 Box of 100: AT1022 Box of 200: AT1024
	Unistik 3 Comfort 28G 1.8mm	Frequent blood glucose testing and other tests e.g. cholesterol and haemoglobin	Box of 50: AT1045 Box of 100: AT1042 Box of 200: AT1044
	Unistik 3 Normal 23G 1.8mm	Blood glucose testing and tests requiring larger samples e.g. INR, liver function tests, cholesterol, and haemoglobin	Box of 50: AT1008 Box of 100: AT1002 Box of 200: AT1004
	Unistik 3 Extra 21G 2.0mm	Tests requiring larger samples e.g. cardiac markers, coagulation, and blood gases	Box of 100: AT1012 Box of 200: AT1014
	Unistik 3 Neonatal & Laboratory 18G 1.8mm	Neonatal Heelstick samples and tests requiring very large samples e.g. chemistries electrolytes, and haematology	Box of 100: AT1052 Box of 200: AT1054

The appropriate device to use will depend on the blood volume required, which will vary depending on the analyser type and brand.



SIDE FIRE

Sample right
first time



Unistik® 3

For more information please visit us at owenmumford.com

Our accreditations include:

- ISO13485 Certification
- Medical Device Directive 93/42/EEC
- CMDCAS 13485 (Canadian Health Authority)
- Environmental Management Systems ISO14001



1. Dewland P and Edwards C. A single-blind, randomised, 3-way crossover study to compare the blood volume and pain perception of capillary blood sampling. 2007; UK.
2. Melzack R. and Wall P. The Challenge of Pain. England (1982): Penguin Books.

© Copyright Owen Mumford 2017
L3-RANGE-GLT/MCC/117/02

Unistik® 3

Designed to provide reassurance

Unistik® 3 puts the sampling experience firmly in your hands, with side-fire activation enabling you to decide exactly when to activate the device and how much pressure to apply. The alignment guide indicates precisely where the device will activate on the patient's finger.



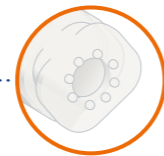
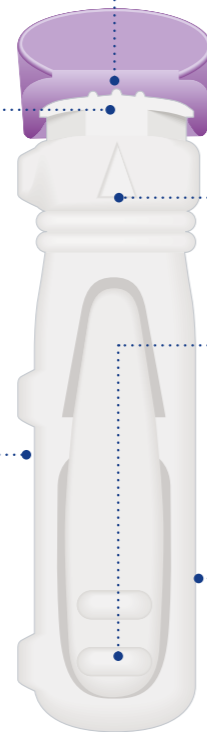
Needle

The hidden needle retracts automatically after use, minimising the risk of re-use, cross-infection and injury.



'Lock-out wings'

Gives a clear visual indication once the device has been discharged, for absolute safety and certainty.



Comfort Zone Technology®



Alignment guide

Indicates precisely where the device will activate.

Side-fire activation

Allows you to decide when to activate the device and how much pressure to apply.



Lot number labelling

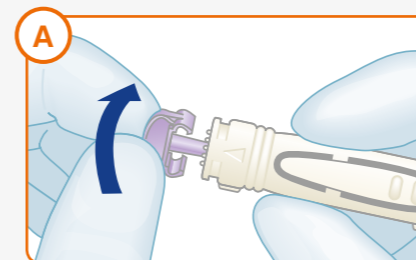
Gives you traceability and peace of mind.

Proven Comfort Zone Technology® a comfort for patients and users

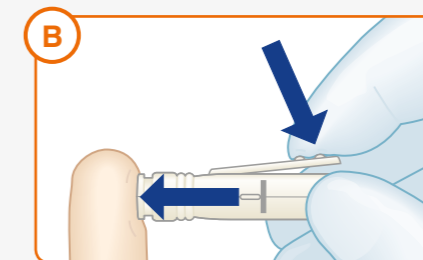
Comfort Zone Technology® minimises the pain of finger sampling^{1,2} and gives you peace of mind. When pressed against the sample site, a series of eight raised dots on the platform stimulate the nerve endings. This sends a powerful message of comfort to the brain, masking the weaker pain stimulus from the needle.



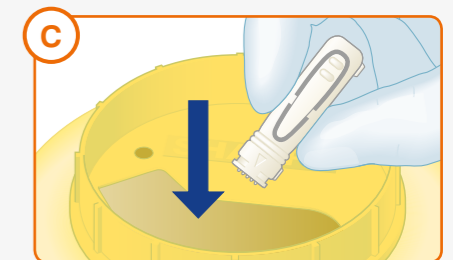
How to use Unistik® 3 – as simple as ABC



TWIST off and discard lancet cap.



Press Unistik® 3 against finger and **PRESS** the release button.



DISPOSE of the used Unistik® 3 in a suitable sharps container.