



URGOODS
Telephone Headset

User Manual

URGOODS is a lightweight telephone headset with retractable headband. It's compatible with all kinds of mobile devices and computers, supports the functions of playing music and HD web phone calls.





1. Design



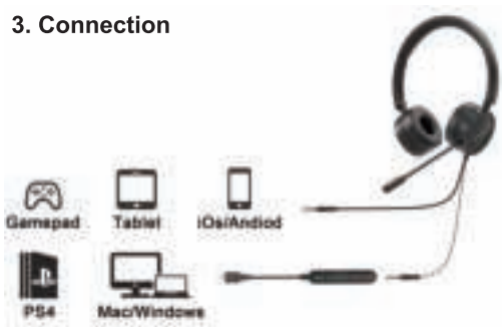
- 1) Retractable headband
- 2) Microphone
- 3) 3.5mm AUX Connector
- 4) USB Connector
- 5) Volume Control
- 6) Volume “+”
- 7) Volume “-”
- 8) Mute
- 9) Microphone Mute

2. Button Function

Note: The led indicator is red only when microphone is mute. Under other status, the indicator is blue.

No	Icon	Name	Function
1		Mute	While playing music, short press to pause or continue to play.
2		Volume "+"	Short press "+" to volume up; Long press "+" to make it up to maximum volume.
3		Volume "-"	Short press "-" to volume down; Long press "-" to make it down to minimum volume.
4		Microphone Mute	While in a call, single press the button, microphone is mute, and indicator is red; Single press the button again to back to a normal status, and the indicator is blue.


3. Connection



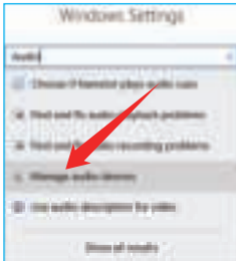
4. Operation Instruction

1) For Windows Computer

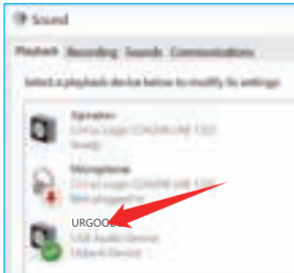
Step 1: Click on "Start" at lower left corner, and then click "Settings".



Step 2: Input "Audio" in "Windows Settings", and then choose "Manage audio devices".

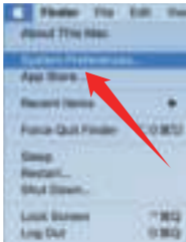


Step 3: In sound options, choose “URGOODS” in the list of “Playback” and “Recording”.



2) For MAC or iOS Computer

Step 1: Click top left corner of your screen and select "System Preferences".



Step 2: Select "Sound" from the list.



Step 3: In sound options, choose “USB Audio Device” in the list of output and input.



5. Specification

- 1) Nominal Impedance (AC): $32\Omega \pm 15\%$
- 2) Rated working power: 10mW
- 3) Effective frequency range: 20Hz-20KHz
- 4) Microphone sensitivity: $-42 \pm 3\text{dB}$
- 5) Headset sensitivity: $115 \pm 3\text{dB}$
- 6) Sound distortion: $\leq 3\%$

6. Common Problems

Q1: No sound in headset.

Solution: Ensure the connection is correct; ensure USB port of your computer is in good condition; ensure the 3.5mm audio connector

plugs into the jack perfectly; ensure the mute function is off.

Q2: A sharp voice in speaker or microphone.

Solution: The volume maybe too loud or the microphone is too close to your mouth. Please adjust your speaker to a suitable volume and the microphone in a proper distance.

Q3: Hear some buzz sound when in a call.

Solution: Try to use another USB port. The contact for USB port might be poor.

7. Points for attention

1) Using non-original accessories may cause low performance, body

damage, short circuit and warranty failure.

- 2) Disassembling your earphone may damage the earphone and would be beyond our service warranty.
- 3) Do not use your earphone in a dusty environment.
- 4) Please use a clean, soft and dry cloth to clean your earphone.
- 5) Keep placing the earphone in its original package when not using it.
- 6) Do not let your children play with the earphone. They may hurt themselves or damage the earphone.
- 7) Do not place the earphone in hot or cold environment, otherwise it may be temporarily unusable.

Email:

urgoods@outlook.com

Address:

Stationsweg Oost 281B, Woudenberg, Utrecht, 3931 ER, Netherlands