

Making Quality Technology



(https://www.gearbest.com/promotion-very-best-of-xiaomi-special-1635.html?lkid=79296964)



# Xiaomi Mi Band 5 Quick Start Guide

By Joe Horner 2020-06-16 6123 views 1 like

Dail

Here is a useful Xiaomi Mi Band 5 start instruction. I hope it will be helpful for you to use Xiaomi Mi Band 5.



(https://www.g deals.html?)

Xiaomi Mi 10 Lite 5 Snapdragon 765G 8

\$ 3


RRP:

HOT



Xiaomi Mi A

2019-04-17 By



## How to connect Xiaomi Mi band 5 to your phone?

There are 4 steps to connect your Xiaomi Mi band 5 first time:

- 1. Download and install Xiaomi Mi band 5 App and open it

The name of Xiaomi Mi band 5 App is "Mi Fit" or "Xiaomi Mi Wear" APP, you can download the App in 2 ways:

### Method 1:

Search "Mi Fit" in the Google play store or App Store to download:



• For Android users: **"Mi Fit"** (<https://play.google.com/store/apps/details?hl=en>)

APK, it requires Android 4.4 and later versions. So if your Android phone OS is 4.4 or above, Xiaomi Mi band 3 works with your Android phone;

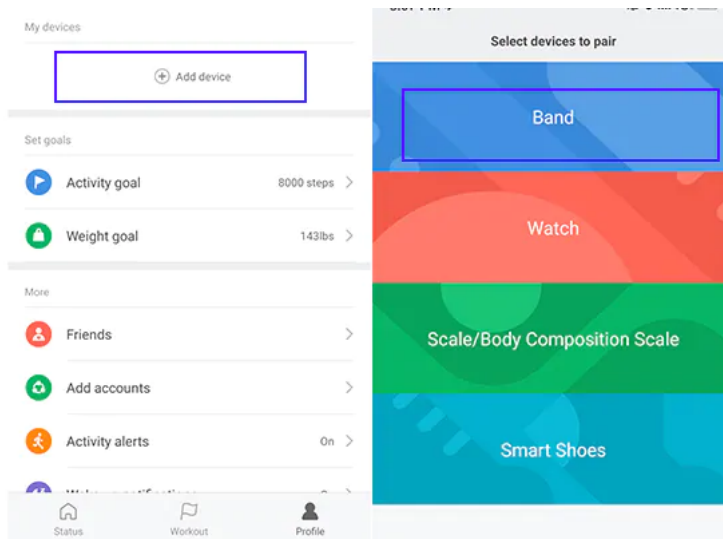
(/blog/) GB Feature (<https://www.gearbest.com/blog/gb-feature/1.html>) | New Gear (<https://www.gearbest.com/blog/new-gear/1.html>) | How To (<https://www.gearbest.com/blog/how-to/1.html>) | The Best (<https://www.gearbest.com/blog/the-best/1.html>) | Tech News (<https://www.gearbest.com/blog/tech-news/1.html>) | Download (<https://www.gearbest.com/blog/download/1.html>)

**Method 2:**

Scan the QR code below to download the Mi Fit app:




2. Click "profile", Add new device and select band



3. Bring Xiaomi Mi band 5 close to the phone

Xiaomi Mi F

🕒 2019-06-13 By



Xiaomi Mi A

🕒 2019-03-04 By



Mi Band 2 T

🕒 2017-02-28 By



3 reliable w

🕒 2017-12-11 By

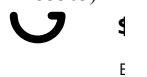


4 steps to k

🕒 2017-06-20 By

**Related Pro**

(<https://www.gearbest.com> wid=1433363) 6



(<https://www.gearbest.com> wid=1433363) E



(<https://www.gearbest.com> wid=1433363) A





(/blog/)

[GB Feature \(https://www.gearbest.com/blog/gb-feature/1.html\)](https://www.gearbest.com/blog/gb-feature/1.html) | [New Gear \(https://www.gearbest.com/blog/new-gear/1.html\)](https://www.gearbest.com/blog/new-gear/1.html) |

[How To \(https://www.gearbest.com/blog/how-to/1.html\)](https://www.gearbest.com/blog/how-to/1.html) | [The Best \(https://www.gearbest.com/blog/the-best/1.html\)](https://www.gearbest.com/blog/the-best/1.html) |

[Tech News \(https://www.gearbest.com/blog/tech-news/1.html\)](https://www.gearbest.com/blog/tech-news/1.html) | [Download \(https://www.gearbest.com/blog/download/1.html\)](https://www.gearbest.com/blog/download/1.html)



4. Tap the button on while Xiaomi Mi band 5 vibrating to pair it

- Then Xiaomi Mi band 5 has bonded with your phone successfully. If you can't pair Xiaomi Mi band 4 with your phone, please make sure the Mi Fit App is the latest version and repeat the above 4 steps.

## How to sync Xiaomi Mi band 5 with Google fit?

The Xiaomi Mi band 5 can also work with Google Fit, but you need to log in with an overseas (out of China) Mi account, you can select the using area when creating a Mi account. Then you can log in with your Google Fit account:

- Step 1.** Open Mi Fit App and click "profile";
- Step 2.** Scroll down and select "Add Accounts";
- Step 3.** Select "Google Fit" and log in with your Google account.

Now, your sports data has been synced to Google fit from Xiaomi Mi band 5.

(https://www.gearbest.com/blog/gb-feature/1.html)

(https://www.gearbest.com/blog/new-gear/1.html)

(https://www.gearbest.com/blog/how-to/1.html)

(https://www.gearbest.com/blog/the-best/1.html)

(https://www.gearbest.com/blog/tech-news/1.html)

(https://www.gearbest.com/blog/download/1.html)

(https://www.gearbest.com/blog/gb-feature/1.html)

(https://www.gearbest.com/blog/new-gear/1.html)

(https://www.gearbest.com/blog/how-to/1.html)

(https://www.gearbest.com/blog/the-best/1.html)

(https://www.gearbest.com/blog/tech-news/1.html)

(https://www.gearbest.com/blog/download/1.html)

(https://www.gearbest.com/blog/gb-feature/1.html)

(https://www.gearbest.com/blog/new-gear/1.html)

(https://www.gearbest.com/blog/how-to/1.html)

(https://www.gearbest.com/blog/the-best/1.html)

(https://www.gearbest.com/blog/tech-news/1.html)

(https://www.gearbest.com/blog/download/1.html)

(https://www.gearbest.com/blog/gb-feature/1.html)

(https://www.gearbest.com/blog/new-gear/1.html)

(https://www.gearbest.com/blog/how-to/1.html)

(https://www.gearbest.com/blog/the-best/1.html)

(https://www.gearbest.com/blog/tech-news/1.html)

(https://www.gearbest.com/blog/download/1.html)

(https://www.gearbest.com/blog/gb-feature/1.html)

(https://www.gearbest.com/blog/new-gear/1.html)

(https://www.gearbest.com/blog/how-to/1.html)

(https://www.gearbest.com/blog/the-best/1.html)

(https://www.gearbest.com/blog/tech-news/1.html)

(https://www.gearbest.com/blog/download/1.html)

(https://www.gearbest.com/blog/gb-feature/1.html)

(https://www.gearbest.com/blog/new-gear/1.html)



## How to use the touch screen of Xiaomi Mi band 5?

(/blog/)

[GB Feature \(https://www.gearbest.com/blog/gb-feature/1.html\)](https://www.gearbest.com/blog/gb-feature/1.html) | [New Gear \(https://www.gearbest.com/blog/new-gear/1.html\)](https://www.gearbest.com/blog/new-gear/1.html) |

[How To \(https://www.gearbest.com/blog/how-to/1.html\)](https://www.gearbest.com/blog/how-to/1.html) | [The Best \(https://www.gearbest.com/blog/the-best/1.html\)](https://www.gearbest.com/blog/the-best/1.html) |

[Tech News \(https://www.gearbest.com/blog/tech-news/1.html\)](https://www.gearbest.com/blog/tech-news/1.html) | [Download \(https://www.gearbest.com/blog/download/1.html\)](https://www.gearbest.com/blog/download/1.html) | [GEARBEST.CC](https://www.gearbest.com)

2. Slide left / right to switch Xiaomi Mi band 5 items

3. Tap Xiaomi Mi band 5 home button to go back



(/blog/)  
GB Feature (<https://www.gearbest.com/blog/gb-feature/1.html>) | New Gear (<https://www.gearbest.com/blog/new-gear/1.html>) |  
How To (<https://www.gearbest.com/blog/how-to/1.html>) | The Best (<https://www.gearbest.com/blog/the-best/1.html>) |  
Tech News (<https://www.gearbest.com/blog/tech-news/1.html>) | Download (<https://www.gearbest.com/blog/download/1.html>) | GEARBEST.CC

4. Long press Xiaomi Mi band 5 button to confirm

## How to wear Xiaomi Mi band 5?

The right way to wear Xiaomi Mi band 5: Fasten the band slightly above (about 1 cm) your wrist. Wearing too tight or too loose will affect the heart rate results.



(/blog/)  
GB Feature (<https://www.gearbest.com/blog/gb-feature/1.html>) | New Gear (<https://www.gearbest.com/blog/new-gear/1.html>) |  
How To (<https://www.gearbest.com/blog/how-to/1.html>) | The Best (<https://www.gearbest.com/blog/the-best/1.html>) |  
Tech News (<https://www.gearbest.com/blog/tech-news/1.html>) | Download (<https://www.gearbest.com/blog/download/1.html>) | GEARBEST.CC

## How to awake Xiaoai AI assistant in Mi band 5?

Because there is no speaker in Mi band 5, it is not the experience of the AI speaker; although there is a microphone, can not directly to the bracelet to wake up, you should slide left in the dial interface, then, Xiaoai AI assistant will appear. You can speak to it, the screen will give the corresponding text answer. This operation does not require a Bluetooth connection.

**For Gearbest customers:** If you've purchased [Xiaomi Mi band 5 Smart Bracelet \(https://www.gearbest.com/smart-wristband/pp\\_3008112320315284.html?wid=2000001&lkid=79405102\)](https://www.gearbest.com/smart-wristband/pp_3008112320315284.html?wid=2000001&lkid=79405102) from us and still have a problem after reading this post, please do not hesitate to get in touch with us. Just fill in the ticket with your questions at our [Support Center \(https://support.gearbest.com/ticket/ticket/index?lang=en\)](https://support.gearbest.com/ticket/ticket/index?lang=en) and send it to us. We will do our best to deal with your problem as soon as possible. We are always happy to help.

### You may also want to read:

[Xiaomi Mi Band 5 vs OPPO Band: Which Smart Bracelet is Better? \(https://www.gearbest.com/blog/new-gear/xiaomi-mi-band-5-vs-oppo-band-which-smart-bracelet-is-better-12598\)](https://www.gearbest.com/blog/new-gear/xiaomi-mi-band-5-vs-oppo-band-which-smart-bracelet-is-better-12598)

[How to Use Xiaomi Mi Band 5 Phone Camera Remote Shutter Function? \(https://www.gearbest.com/blog/how-to/how-to-use-xiaomi-mi-band-5-phone-camera-remote-shutter-function-12597\)](https://www.gearbest.com/blog/how-to/how-to-use-xiaomi-mi-band-5-phone-camera-remote-shutter-function-12597)

[How to sync Xiaomi Mi Band 4 fitness tracker to Google Fit? \(https://www.gearbest.com/blog/how-to/how-to-sync-xiaomi-mi-band-4-fitness-tracker-to-google-fit-8939\)](https://www.gearbest.com/blog/how-to/how-to-sync-xiaomi-mi-band-4-fitness-tracker-to-google-fit-8939)

[Xiaomi Mi band 4 user manual in English and German \(https://www.gearbest.com/blog/download/xiaomi-mi-band-4-user-manual-in-english-and-german-6218\)](https://www.gearbest.com/blog/download/xiaomi-mi-band-4-user-manual-in-english-and-german-6218)

[Can I Sync Xiaomi Mi Band 4 with Multiple Devices? \(https://www.gearbest.com/blog/how-to/can-i-sync-xiaomi-mi-band-4-with-multiple-devices-9780\)](https://www.gearbest.com/blog/how-to/can-i-sync-xiaomi-mi-band-4-with-multiple-devices-9780)

[Xiaomi Mi Band 5 vs Mi Band 4: What's the Difference? \(https://www.gearbest.com/blog/new-gear/xiaomi-mi-band-5-vs-mi-band-4-whats-the-difference-12592\)](https://www.gearbest.com/blog/new-gear/xiaomi-mi-band-5-vs-mi-band-4-whats-the-difference-12592)

[Does the Xiaomi Mi band 4 NFC version support Google Pay? \(https://www.gearbest.com/blog/how-to/does-the-xiaomi-mi-band-4-nfc-version-support-google-pay-7485\)](https://www.gearbest.com/blog/how-to/does-the-xiaomi-mi-band-4-nfc-version-support-google-pay-7485)

[How to charge Xiaomi Mi band 4? \(https://www.gearbest.com/blog/how-to/how-to-charge-xiaomi-mi-band-4-6831\)](https://www.gearbest.com/blog/how-to/how-to-charge-xiaomi-mi-band-4-6831)

[How to change the language of Xiaomi Mi band 4? \(https://www.gearbest.com/blog/how-to/how-to-change-the-language-of-xiaomi-mi-band-4-6703\)](https://www.gearbest.com/blog/how-to/how-to-change-the-language-of-xiaomi-mi-band-4-6703)

[Xiaomi Mi band 4 international version VS Chinese version: What the difference between them? \(https://www.gearbest.com/blog/new-gear/xiaomi-mi-band-4-international-version-vs-chinese-version-what-the-difference-between-them-6589\)](https://www.gearbest.com/blog/new-gear/xiaomi-mi-band-4-international-version-vs-chinese-version-what-the-difference-between-them-6589)

**Xiaomi Mi Band 5 Battery Charging Guide: How to Charge it? ([https://www.gearbest.com/blog/how-](https://www.gearbest.com/blog/how-to-charge-xiaomi-mi-band-5-battery-12586)**



(/blog/)  
GB Feature (<https://www.gearbest.com/blog/gb-feature/1.html>) | New Gear (<https://www.gearbest.com/blog/new-gear/1.html>) |  
How To (<https://www.gearbest.com/blog/how-to/1.html>) | The Best (<https://www.gearbest.com/blog/the-best/1.html>) |  
Tech News (<https://www.gearbest.com/blog/tech-news/1.html>) | Download (<https://www.gearbest.com/blog/download/1.html>) | GEARBEST.CC  
([https://www.gearbest.com/smart-watches/pp\\_009672750409.html?](https://www.gearbest.com/smart-watches/pp_009672750409.html?wid=1433363&lkid=77690873&lkid=77933835)  
wid=1433363&lkid=77690873&lkid=77933835)

**Extensive Product Selection**

**(<https://www.gearbest.com/new-products/?lkid=14065657>)**

- Over 300,000 products
- 20 different categories
- 15 local warehouses
- Multiple top brands

**Convenient Payment**

**(<https://www.gearbest.com/about/payment-methods.html?lkid=14065670>)**

- Global payment options: Visa, MasterCard, American Express
- PayPal, Western Union and bank transfer are accepted
- Boleto Bancario via Ebanx (for Brazil)

**Prompt Shipping**

**(<https://www.gearbest.com/blog/gb-feature/gearbest-shipping-memo-save-money-on-delivery-by-choosing-the-best-option-1581?lkid=14065678>)**

- Unregistered air mail
- Registered air mail
- Priority line
- Expedited shipping

**Dedicated After-sales Service**

**(<https://support.gearbest.com/ticket/ticket/index>)**

- 45 day money back guarantee
- 365 day free repair warranty
- 7 day Dead on Arrival guarantee (DOA)

Prev article: [How to Use Xiaomi Mi Band 5 Phone Camera Remote Shutter Function? \(https://www.gearbest.com/blog/how-to/how-to-use-xiaomi-camera-remote-shutter-function-12597\)](https://www.gearbest.com/blog/how-to/how-to-use-xiaomi-camera-remote-shutter-function-12597)

You might also like:



(/blog/)

[GB Feature \(https://www.gearbest.com/blog/gb-feature/1.html\)](https://www.gearbest.com/blog/gb-feature/1.html) | 
 [New Gear \(https://www.gearbest.com/blog/new-gear/1.html\)](https://www.gearbest.com/blog/new-gear/1.html) | 
 [How To \(https://www.gearbest.com/blog/how-to/1.html\)](https://www.gearbest.com/blog/how-to/1.html) | 
 [The Best \(https://www.gearbest.com/blog/the-best/1.html\)](https://www.gearbest.com/blog/the-best/1.html) | 
 [Tech News \(https://www.gearbest.com/blog/tech-news/1.html\)](https://www.gearbest.com/blog/tech-news/1.html) | 
 [Download \(https://www.gearbest.com/blog/download/1.html\)](https://www.gearbest.com/blog/download/1.html) | 
 GEARBEST.CC

(<https://www.gearbest.com/blog/new-gear/realme-buds-air-neo-vs-realme-buds-air-whats-the-difference-12542>)

Realme Buds Air Neo vs Realme Buds Air: What's the Difference?

2020-05-25 By Joe Horner

(<https://www.gearbest.com/blog/new-gear/redmi-airdots-s-vs-realme-buds-q-which-tws-is-more-worth-buying-12546>)

Redmi AirDots S vs Realme Buds Q: Which TWS is More

2020-05-26 By Lydia Scott

(<https://www.gearbest.com/blog/new-gear/xiaomi-haylou-ls02-vs-ls01-vs-solar-ls05-whats-the-differences-12570>)

Xiaomi Haylou LS02 VS LS01 VS Solar LS05: What's the

2020-06-03 By Lydia Scott



(/blog/)

We are here to provide an answer to all of your questions (FAQ) and help you choose what you really need. Click, register and download firmwares, operating instructions, user guides and more. Follow what's new in Gearbest!

## Follow us

On Social Networks



## Contact us

If you can't find the specific inform you want from our blog, please send us an e-mail to **blog@gearbest.com** (mailto:blog@gearbest.com) with any questions or feedback at website.