


Before using the controller for the first time, activate the "wired communication" option in the console menu. See the manual for details.

Avant la première utilisation, activer l'option « Communication par câble » dans le menu de la console. Voir le manuel pour plus de détails.

PLUG-IN THE CABLE



Left joystick Led indicator Home button A/B/X/Y buttons



Screenshot D-pad Menu


Right joystick

ZR trigger

R trigger

USB C cable

L trigger



UK

Wired controller compatible with Switch™ and PC • Cable length: 3m • Ergonomic shape • Vibrations • High accuracy buttons and joysticks • Screenshot shortcut.

FR

Manette filaire compatible Switch™ et PC • Longueur du câble : 3m • Forme ergonomique • Vibrations • Boutons et joysticks de haute précision • Raccourci capture d'écran.

DE

Kabelgebundener Controller kompatibel Switch™ und PC • Kabellänge: 3 m • Ergonomische Form • Vibrationen • Hochpräzise Tasten und Joysticks • Screenshot-Verknüpfung.

ES

Mando con cable compatible con Switch™ y PC • Longitud del cable: 3m • Forma ergonómica • Vibraciones • Botones y joysticks de gran precisión • Atajo de captura de pantalla.

PT

Comando com fios compatível com Switch™ e PC • Comprimento do cabo: 3 m • Forma ergonómica • Vibrações • Botões e joysticks de alta precisão • Atalho de ecrã.


IT

Controller cablato compatibile con Switch™ e PC • Lunghezza del cavo: 3 m • Design ergonomico • Vibrazioni • Pulsanti e levetta analogiche ad alta precisione • Tasto scatto/attesa per gli screenshot.

NL

Controller met kabel compatibel met Switch™ en PC • Kabellengte: 3 m • Ergonomische vorm • Trillingen • Zeer nauwkeurige knoppen en joysticks • Snellkoppeling voor screenshot.

وحدة تحكم سلكية متوافقة مع منصات **الكسبوت** و **الكمبيوتر** • طول الكابل: 3م • شكل • اهزازات • أزرار ومفاتيح تحكم عالية الدقة • اختصار لقط الشاشة



KX-NAR-SW-PAD-BLA

©2002 MASASHI KISHIMOTO / 2007 SHIPPUDEN All Rights Reserved.

