









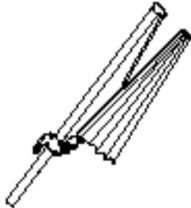
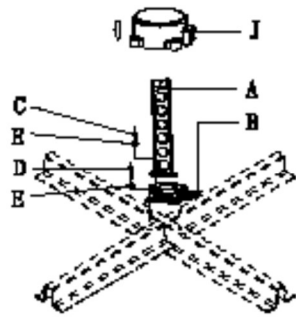
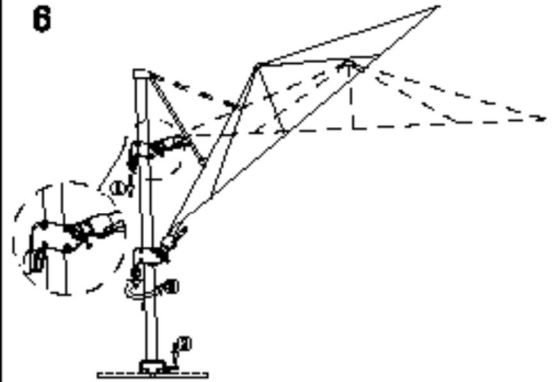
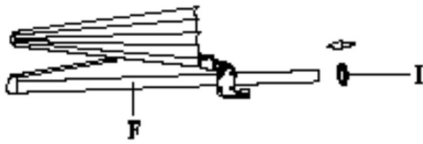
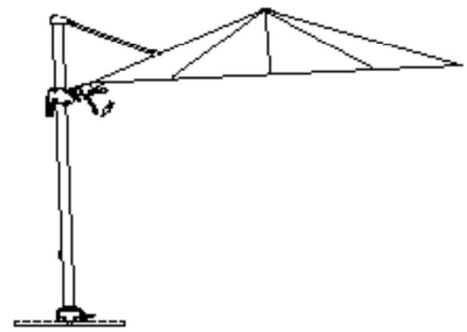
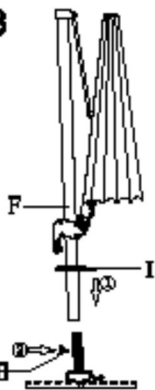
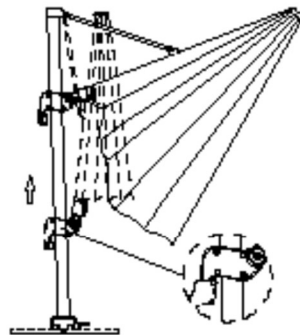
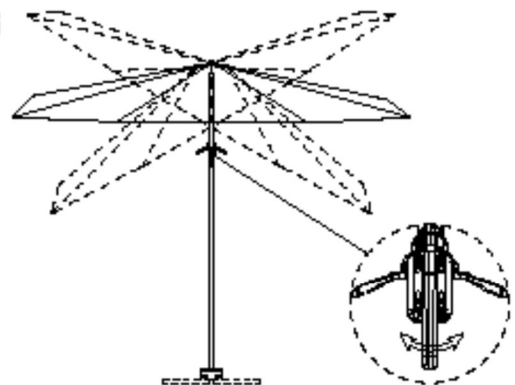
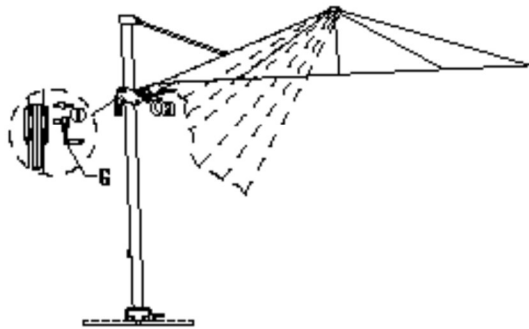


Assembly Instruction Hawaii Big pole parasol

PART	PICTURE	DESCRIPTION	QTY	PART	PICTURE	DESCRIPTION	QTY
A		Steel pole	1	G		Crank	1
B		Turning base	1	H		Knob	1
C	 (M8x20)	Screw	4	I		Plastic cover	1
D	 (M8x25)	Screw	4	J		Plastic cover	1
E	 (28)	Washer	8	K		Hexagon wrench	1
F		Umbrella	1	<p>Customer Care: Do not use in adverse weather condition. To ensure long life of the parasol, recommend that you store it away during adverse weather condition such as high wind, heavy rain, snow etc... When the parasol is not in use take protection cover and place over parasol.</p>			

1**6****2****7****3****4****8****5****9**