



RAZER KRAKEN X

IMPORTANT PRODUCT INFORMATION GUIDE

The ultra-light **Razer Kraken X** is a multi-platform gaming headset built with superior comfort, extended durability and crystal-clear sound. Harness accurate positional audio with Surround, while the soft ear cushions and adjustable headband lets you game in total comfort.

CONTENTS

1. WHAT'S INSIDE.....	3
2. WHAT'S NEEDED.....	3
3. LET'S GET YOU COVERED.....	4
4. TECHNICAL SPECIFICATIONS.....	5
5. EXPLORING YOUR HEADSET.....	6
6. GETTING STARTED.....	7
7. SAFETY AND MAINTENANCE.....	10
8. LEGALESE.....	11

1. WHAT'S INSIDE

- Razer Kraken X gaming headset
- Audio / mic splitter extension cable
- Important Product Information Guide

2. WHAT'S NEEDED

AUDIO USAGE

- Devices with 3.5 mm audio jack

AUDIO / MIC SPLITTER EXTENSION CABLE USAGE

- Devices with separate 3.5 mm audio and microphone jacks

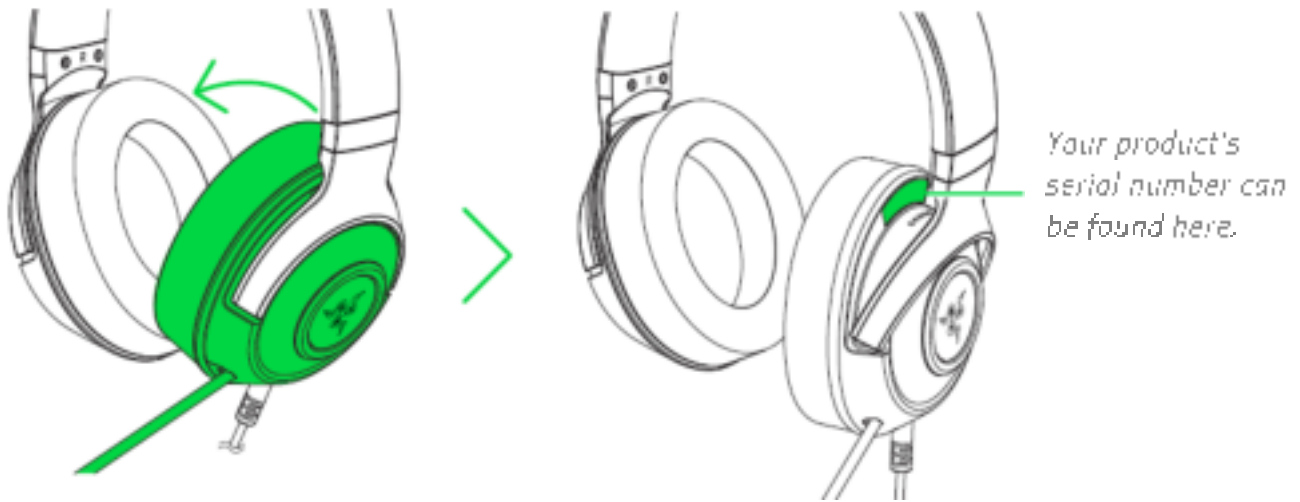
AUDIO + MICROPHONE USAGE

- Devices with 3.5 mm audio + mic combined jack*

**Compatible with PC/Mac/Nintendo Switch/PS4/Xbox One (Xbox One Stereo Adapter may be required, purchased separately)*

3. LET'S GET YOU COVERED

You've got a great device in your hands complete with a 2-year limited warranty coverage. Now maximize its potential and score exclusive Razer benefits by registering at razerid.razer.com



4. TECHNICAL SPECIFICATIONS

HEADPHONES

- Frequency response: 12 Hz – 28 kHz
- Impedance: 32 Ω @ 1 kHz
- Sensitivity (@1 kHz): 109 dB
- Drivers: 40 mm, with Neodymium magnets
- Inner ear cup diameter: 65 x 44 mm
- Connection type: Analog 3.5 mm
- Cable length: 1.3 m / 4.27 ft.
- Approx. weight: 250g / 0.55lbs
- Oval ear cushions: Designed for full-ear coverage with leatherette, for sound isolation and comfort

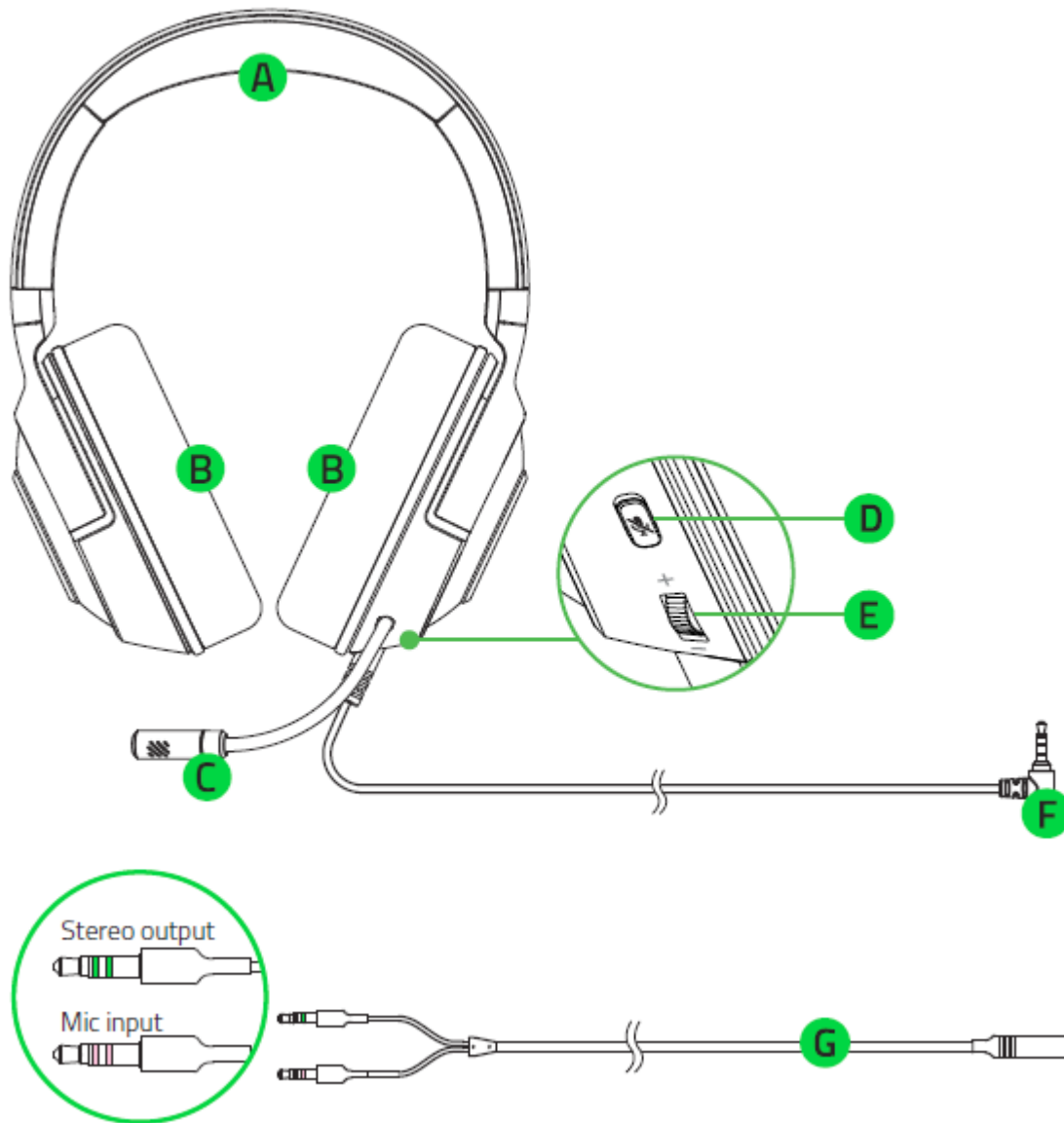
MICROPHONE

- Frequency response: 100 Hz – 10 kHz
- Signal-to-noise ratio: > 60 dB
- Sensitivity (@1 kHz): -45 ± 3 dB
- Pick-up pattern: Unidirectional ECM boom

ON EARCUP CONTROL

- Volume up and down
- Microphone quick mute toggle

5. EXPLORING YOUR HEADSET

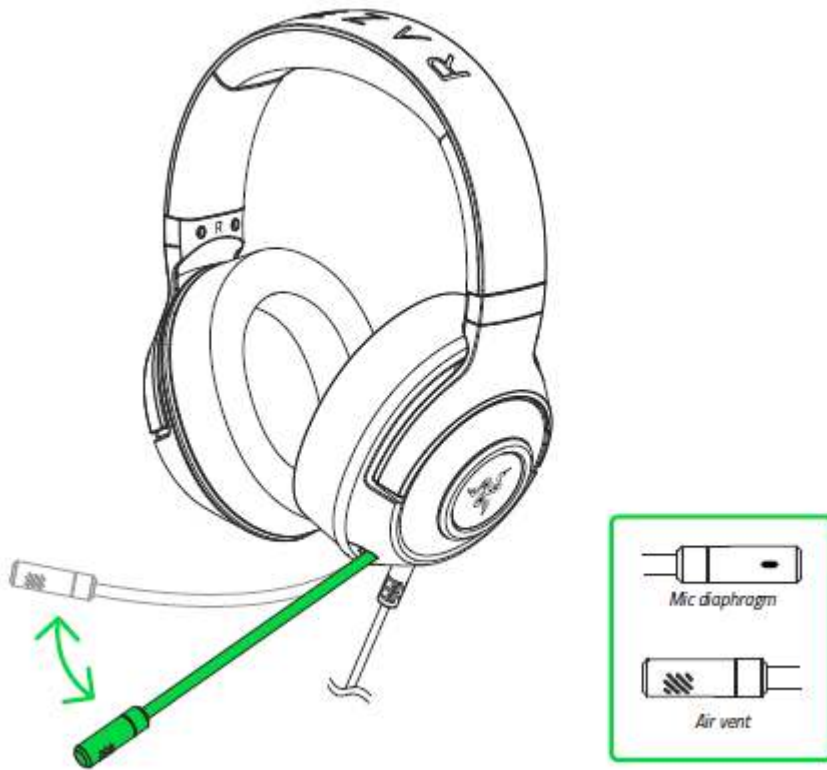


- A. Adjustable padded headband
- B. Circumaural earcups
- C. Unidirectional mic
- D. Mic mute button
- E. Volume wheel
- F. 3.5 mm audio + mic plug
- G. Audio / mic splitter extension cable

6. GETTING STARTED

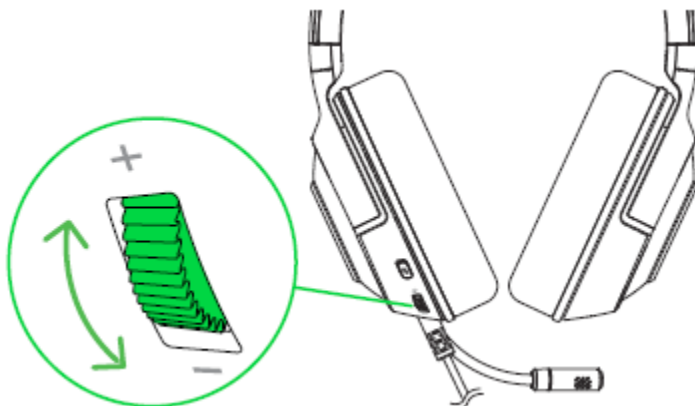
USING THE MIC

Bend the mic until it is parallel to your mouth. Make sure the mic diaphragm is in front and the air vent is facing away from your mouth.



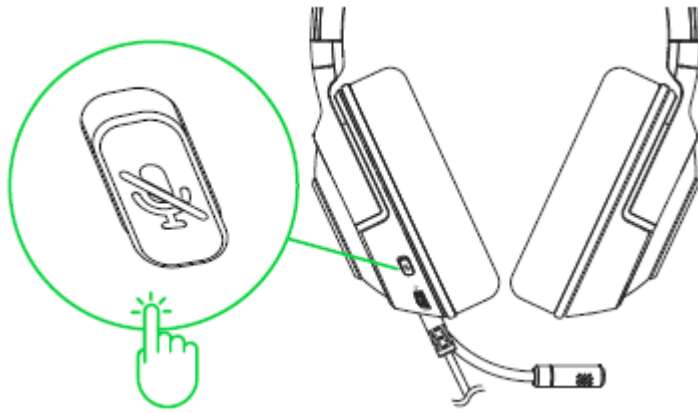
USING THE VOLUME WHEEL

Rotate the volume wheel as shown to increase or decrease the volume.



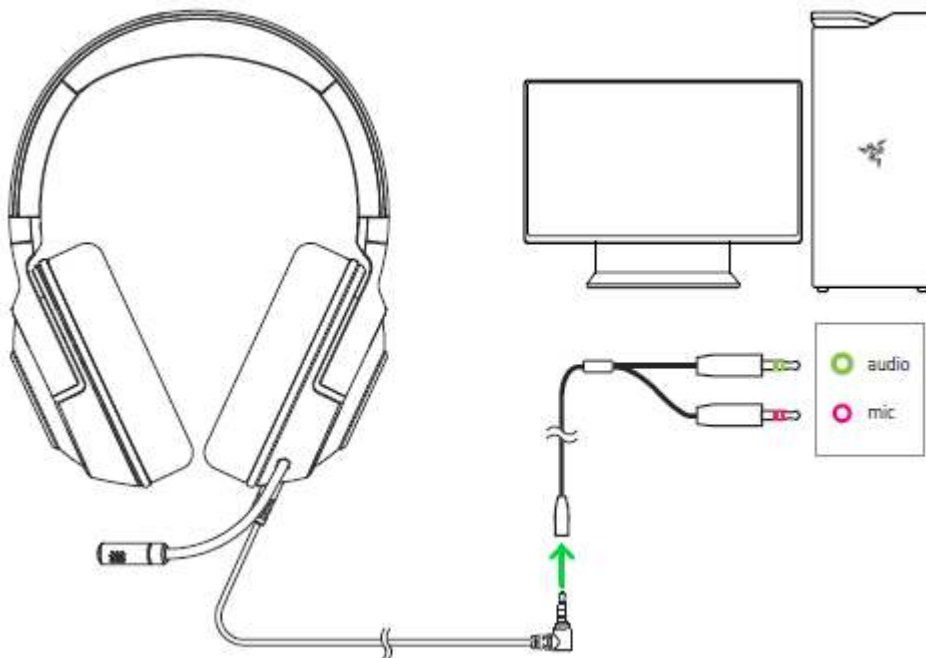
USING THE MIC MUTE BUTTON

Press the mic mute button to mute or unmute the microphone.



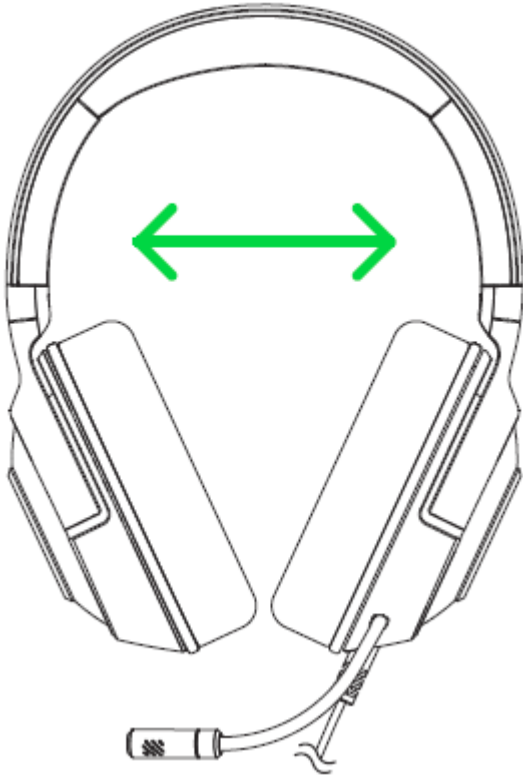
USING THE AUDIO / MIC SPLITTER EXTENSION CABLE

The audio/mic splitter extension cable that comes with the package is designed for use with computers equipped with separate audio output and microphone input jacks.



EXTENDING YOUR HEADSET'S LIFESPAN

We recommend stretching the headset gently apart before placing them over your head to minimize headband stress. However, please avoid overstretching the headset beyond its technical limits.



7.1 SURROUND SOUND

Experience accurate positional audio that's specifically designed for games, movies, and music on PC. Be sure to use the activation code included in the packaging or visit [razer.com/7.1-surround-sound](https://www.razer.com/7.1-surround-sound) to learn more.

7. SAFETY AND MAINTENANCE

SAFETY GUIDELINES

In order to achieve maximum safety while using your Razer Kraken X, we suggest that you adopt the following guidelines:

Should you have trouble operating the device properly and troubleshooting does not work, unplug the device and contact the Razer hotline or go to support.razer.com for assistance.

Do not take apart the device (doing so will void your warranty) and do not attempt to operate it under abnormal current loads.

Keep the device away from liquid, humidity or moisture. Operate the device only within the specific temperature range of 0°C (32°F) to 40°C (104°F). Should the temperature exceed this range, unplug and/or switch off the device in order to let the temperature stabilize to an optimal level.

The device isolates external ambient sounds even at low volumes, resulting in lowered awareness of your external surroundings. Please remove the device when engaging in any activity that requires active awareness of your surroundings.

Listening to excessively loud volume over an extended period of time can damage your hearing. Furthermore, legislation of certain countries permits only a maximum sound level of 85dB for 8 hours a day. We therefore recommend that you reduce the volume to a comfortable level when listening for prolonged periods of time. Please, take good care of your hearing.

MAINTENANCE AND USE

The Razer Kraken X requires minimum maintenance to keep it in optimum condition. Once a month we recommend you unplug the device and clean it using a soft cloth or cotton swab to prevent dirt buildup. Do not use soap or harsh cleaning agents.

8. LEGALESE

COPYRIGHT AND INTELLECTUAL PROPERTY INFORMATION

©2019 Razer Inc. All rights reserved. Razer, the triple-headed snake logo, Razer logo, "For Gamers. By Gamers.", and "Powered by Razer Chroma" logo are trademarks or registered trademarks of Razer Inc. and/or affiliated companies in the United States or other countries. All other trademarks and trade names are the property of their respective owners and other company and product names mentioned herein may be trademarks of their respective companies.

Razer Inc. ("Razer") may have copyright, trademarks, trade secrets, patents, patent applications, or other intellectual property rights (whether registered or unregistered) concerning the product in this guide. Furnishing of this guide does not give you a license to any such copyright, trademark, patent or other intellectual property right. The Razer Kraken X (the "Product") may differ from pictures whether on packaging or otherwise. Razer assumes no responsibility for such differences or for any errors that may appear. Information contained herein is subject to change without notice.

LIMITED PRODUCT WARRANTY

For the latest and current terms of the Limited Product Warranty, please visit: [razer.com/warranty](https://www.razer.com/warranty).

LIMITATION OF LIABILITY

Razer shall in no event be liable for any lost profits, loss of information or data, special, incidental, indirect, punitive or consequential or incidental damages, arising in any way out of distribution of, sale of, resale of, use of, or inability to use the Product. In no event shall Razer's liability exceed the retail purchase price of the Product.

GENERAL

These terms shall be governed by and construed under the laws of the jurisdiction in which the Product was purchased. If any term herein is held to be invalid or unenforceable, then such term (in so far as it is invalid or unenforceable) shall be given no effect and deemed to be excluded without invalidating any of the remaining terms. Razer reserves the right to amend any term at any time without notice.