



TECHNICAL CHARACTERISTICS
Volt : AC 220-240V ~ 50Hz

Dynter. INSTRUCTIONS



Please read these instructions carefully before connecting your device to the mains. Please pay particular attention to the safety information. We recommend that you keep the instructions for future reference.

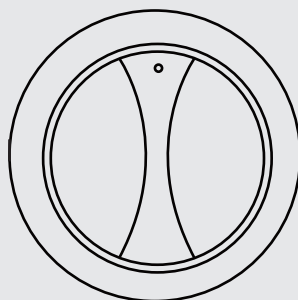

SAFETY PRECAUTIONS


CAUTION


1. Use as per the rating voltage.
2. Do not repair or remake the appliance by yourself, it should be repaired by the repairmen.
3. Do not operate the appliance with wet hands, in order to avoid damage.
4. If the supply cord is damaged, it must be replaced by the manufacturer, its service agent or similarly qualified persons in order to avoid a hazard.
5. When the appliance is not in use, switch it off and unplug it.
6. Do not insert things to air outlets and inlets, in order to avoid damage.
7. Do not use the appliance near explosive and combustible gas.
8. Use the appliance only on a flat surface.
9. Do not use outdoors.
10. Do not turnover the appliance. Unplug the power supply If it is toppled over and there have some water in the body. Dry the body before use.
11. Clean the appearance with a lightly damp cloth. It can clean with neutral detergents. Do not rinse with water.
12. Do not make air outlets and inlets near the wall or curtain.
13. Do not knock or shake the body when use, otherwise it may cause stop.
14. The appliance must not located immediately below a socket outlet. The rating current of socket should exceed 10A.
15. Do not use the appliance in the immediate surrounding of a bath, a shower or a swimming pool.
16. This appliance is not intended for use by persons including children with reduced physical, sensory or mental capabilities or lack of experience and knowledge unless they have been given supervision or instruction concerning use of the appliance by a person responsible for their safety.
17. Children should be supervised to ensure that they do not play with the appliance


OPERATING INSTRUCTIONS


Operating instructions



 Rotating I High setting (1500W)


 Rotating I Low (750W)

 Fan only Rotating

 Switch off

II High setting (1500W)

I Low setting (750W)

 Fan only

Safe cleaning



Do not use water, wax, polish or other chemical cleaning agents.

1. Clean your stove using the steps above, then pack the stove in its original packaging and store in a cool, dry place.
2. This stove cannot be disassembled
3. The motor is already lubricated before it leaves the factory and needs no further lubrication

OPERATING INSTRUCTIONS

How to use?



Place the heater at least 92 cm away from a wall or combustible material.



The heater should be on a flat, hard surface due to its safety feature.



Connect the plug to the 220V power supply in the "OFF" position.