

Ranges

Browse by range/performance level

Connections

Browse by product type

Awards & reviews

Browse through our awards & reviews

Search

Type in the product you're looking for

[Find A Dealer](#)

[About Us](#)

[Information](#)


[Blog](#)


[The Cable Doctor](#)

[Contact Us](#)

Termination Kit: 4 x 4mm gold-plated screw-fit speaker connectors

[Partner login](#)

 [English](#)



Ranges

Browse by
range/performance
level

Connections

Browse by
product type

Awards & reviews

Browse through our
awards & reviews


Search

Type in the product
you're looking for

Available in Z-plug (while stocks last) or new and improved 4mm 'banana' versions.

Screw-fit 4mm connector fitting instructions:

1. Remove approx 120mm of outer jacket from the cable to expose the conductors.
2. Fit Chord Company trousers as required, ensuring the arrow is pointing in the correct direction.
3. Strip approx 8mm from the conductor ends so bare wire is exposed.
3. Undo the grub screw and push the bare cable end into the recess at the rear of the connector. Tighten grub screw on to the bare conductor until cable is securely held in place.
4. Fit colour-coded caps to provide easy identification of positive and negative cables.



Need to know more? Ask The
Cable Doctor

Find your nearest dealer

Ranges

- ✓ Browse by range/performance level

Connections

- ✓ Browse by product type

Awards &

reviews

Browse through our awards & reviews

Search

- ✓ Type in the product you're looking for

Designing and hand building in England since 1985

Contact Chord Company

Telephone: +44 (0)1980 625700

Email: sales@chord.co.uk

PR: www.dangeorgecommunications.com

Technical advice: cabledoctor@chord.co.uk

Images: www.flickr.com/photos/chordco/albums

Our Address

The Chord Company Ltd,
Chord Company House,
Millsway Centre,
Amesbury,
Wiltshire
SP4 7RX, UK

Useful links

[Privacy Policy](#)

[Terms & Conditions](#)

[Register a Chord Co product](#)

[Warranty & install guide](#)