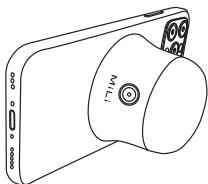


# Mag-SoundMate Mini MagSafe Bluetooth Speaker

MiLi



## HD-M12 User Manual

### Thank You for Choosing MiLi!

It's a great pleasure to share with you the conveniences and benefits brought by MiLi smart lifestyle gadgets. With the prevalence of mobile devices in everyday life, MiLi will adopt the latest technology to power your life. Don't forget to register your product on "www.mymili.com" to activate your warranty!

Please read the instructions and warnings carefully before using the product. Misuse harms the product and hurts people. The manual contains the correct usage and necessary safe use information. Please read carefully. The product and accessory pictures are just for reference. Please refer to the actual ones.

- 01 -

### Important Safety Information

- Please comply with following basic safety instructions to guarantee safe and reliable use of the product.
- Comply with all warnings and guide information marked on the product.
- Please use charging equipment that can supply 5V of output voltage to avoid damage to the equipment.
- The product adopts built-in polymer lithium battery, please turn off when not in use.

#### Caution

Removal of the built-in battery invalidates the warranty and may destroy the product.

#### Note

Rechargeable batteries have a limited number of charge cycles. Battery life and number of charge cycles vary by

- 02 -

use and settings.

#### Warning

- Never operate when the product is wet, or spill any liquid on the product.
- Never place the product close to high temperature heat source, or dry or blow the product at high temperature.
- Never apply great pressure on the product.

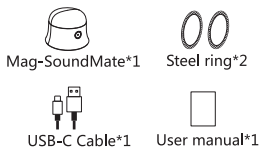
### Product Specification

Product Model : HD-M12  
Bluetooth version : 5.0+EDR  
Input : 5V=1A Loudspeaker : 3W  
Wireless Bluetooth Range : 10m  
Time of use : 6~8hours  
Charging time : 1.5hours  
Case material : ABS+PC  
Capacity : 420mAh  
Weight : 80g

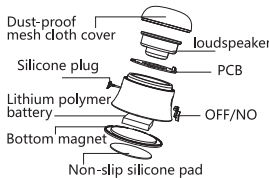


- 03 -

### What's in the box

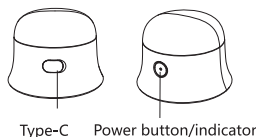


### Product Configuration



- 04 -

### How to Use This Product



#### • Charge the built-in battery

The speaker is powered by a built-in rechargeable battery.

#### Note:

- Before use, Please fully charge the built-in battery.
- While power on, if Bluetooth is interrupted or disconnected for 5 minutes, the device will power off automatically.

- 05 -

1. Keep pressing the power button for 3s to turn on and off the device, followed by a voice alert, and the same operation for the Bluetooth connection and disconnection.
2. While music playing, press the power button once to pause/play.
3. After the Bluetooth connection succeeds, the device's power status will display on your phone's screen.

#### • How to get into TWS mode for 2 Speakers?

1. Power on one Speaker and get it connected with your phone via Bluetooth.

- 06 -

2. Power on the other one, then double-click it to get into (or out off) TWS mode.

**Note:** in TWS mode, your phone only need to connect one Speaker via Bluetooth.

**Tips:** If you power on two Speakers simultaneously before Bluetooth connected properly, please power off one Speaker first and follow the operation instruction above to get into TWS mode.

**Note:** When the device's power is drained below 10%, the indicator will spark blue and will shut down automatically later on, followed by a "power off" voice alert.

- 07 -

### Use Bluetooth Devices

With the Speaker, you can listen to the audio from a player.

#### Note:

- The operational range between this product and a Bluetooth device is approximately 10 meters (30 feet).
- Any obstacle between this product and a Bluetooth device can reduce the operational range.
- Keep away from any other electronic device that may cause interference.

#### Connect a device

- On your device, search for Bluetooth devices. In the device list, select Mag-SoundMate. The speaker prompts with a voice.

- Connecting is ok when connection is established.

#### Disconnect a device

- On your device, disable the Bluetooth connection with this speaker.

- The speaker prompts with a voice of "Bluetooth Exit" when is disconnected.

**Note:** Before connecting another Bluetooth device, disconnect the current device first.

#### Reconnect a device

For a paired Bluetooth device on which the automatic reconnection is enabled, this product reconnects with it once it is detected. For a paired Bluetooth device that does not support the automatic reconnection, reconnect it with this product manually.

#### Play audio via Bluetooth

Note: if a call come in, you will hear a notification from the Speaker, in order to protect your personal privacy, our speaker has no conversation function.

- 09 -

### Trouble Shooting

**Note:** To keep the warranty valid, never try to repair the product yourself.

If you encounter problems when using this device, check following points before requesting service.

If this not help, you can choose to replace or repair after the failure (not caused by human) is inspected and confirmed.

#### No power

- Recharge your speaker.

#### No sound

- Adjust volume on this product.
- Adjust volume on the connected device.
- Make sure that your Bluetooth device is within the effective operational range.

- 10 -

### No response from the speaker

- Restart the speaker.

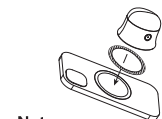
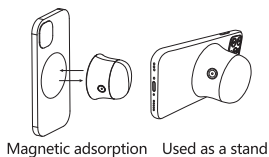
#### About Bluetooth device

The audio quality is poor after connection. Move the device closer to this product or remove any obstacle between them.

#### Cannot connect with the device

This product has connected with another Bluetooth device. Disconnect that device and then try again.

- 11 -



#### Note:

The non-magnetic phone or non-metallic objects can be attached to the Speaker with a steel ring packed in the box.

- 12 -

### MiLi Manufacturer's Product Warranty

#### MiLi 2 Year Limited Warranty

Hali-Power's warranty obligations for MiLi products are limited to the terms set forth below: Shenzhen Hali-Power Industrial Co., Ltd. ("MiLi") warrants MiLi products against defects in materials and workmanship for a period of 2 year from the date of original purchase ("Warranty Period"). If a defect arises and a valid claim are received by MiLi within the Warranty Period, at an option, MiLi will:

- (1) Repair the product freely, using new or refurbished replacement parts.
- (2) Exchange the product with another new product.

- 13 -

(3) The freight arose from goods return will be shared by MiLi and Customer together.

(customer will have to bear the freight to factory, while, MiLi will bear the freight to customer). For any maintenance and repairs out of service range, customer will have to bear the freight and any relevant charges.

#### Exclusions and Limitations

It's a great pleasure to share with you the conveniences and benefits brought by MiLi cutting-edge Lifestyle technology. With the prevalence of mobile devices in everyday life, MiLi will adopt the latest bluetooth technology to power your

- 14 -

life. Don't forget to register your product on "www.mymili.com" to activate your warranty! Please read the instructions and warnings carefully before using the product. Misuse harms the product and hurts people. The manual contains the correct usage and necessary safe use information. Please read carefully. The product and accessory pictures are just for reference. Please refer to the actual ones.

#### Contact us!

If you have any questions or problems with your product, please don't hesitate to reach us at

cs@hali-power.com  
www.mymili.com

- 15 -

- 08 -