

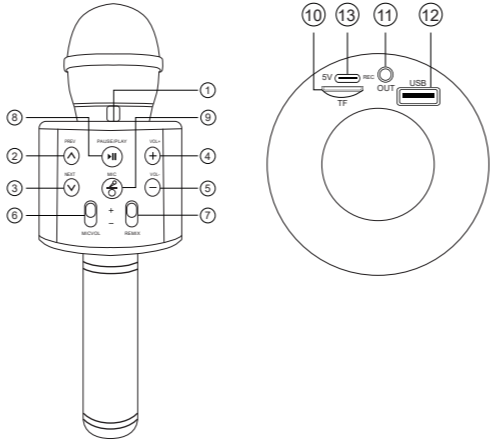






518mm

74mm

105mm

 <p>denver KMS-20 denver.eu ENGLISH 2023</p> 	<p>Safety information</p> <p>Please read the safety instructions carefully before using the product for the first time and keep the instructions for future reference.</p> <ol style="list-style-type: none"> Do not put objects into any of the openings. Keep the unit free from dust, lint etc. Never open the product. Touching the inside electronics can cause electric shock. Repairs or service should only be performed by qualified personnel. Do not expose to heat, water, moisture, direct sunlight! This product is not a toy. Children should be supervised while operating the item. The unit is not waterproof. If water or foreign objects enter the unit, it may result in fire or electric shock. If water or a foreign object enters the unit, stop use immediately. Warning: Lithium battery inside <p>Denver A/S reserve the rights for print errors Denver A/S cannot be held responsible for any technical or typographical errors and reserves the right to make changes to the product and manuals without prior notice. If you detect any inaccuracies or omissions, please inform us at the address on the back cover.</p>	 <ol style="list-style-type: none"> Power ON/OFF Previous track Next track VOL+ button VOL- button Mic volume adjustment (HIGH/LOW) Echo +high/-low Play/Pause button Accompaniment mode / Magic voice mode Micro SD/TF card slot Aux out & Headphone connection USB port for audio playback USB-C charging port 	<p>POWER SUPPLY</p> <ol style="list-style-type: none"> Check that the unit is switched off. Insert the small end of the USB C cable (included) into the USB C charging port (13) Connect the other end of the micro USB cable into the USB port of your powered computer or USB type power adapter and connect it to a wall socket. The LED near the USB C charging port lights up in red when the device is charging. Once charging is completed, the LED light will turn off. <p>Note: Please note that the micro USB cable can only be used for battery charging and not for data transfer.</p> <p>POWER ON AND POWER OFF Press the power button for 3 seconds to turn the microphone ON /OFF.</p> <p>PAIRING MICROPHONE WITH SMARTPHONE Power ON the microphone and enable Bluetooth mode on your smartphone, search for the pairing name "KMS-20" and select it on your smartphone. Once the microphone is successfully paired with your smartphone a notification sound will be heard.</p> <p>ACCOMPANIMENT MODE When you use the microphone to sing a song, short press the MIC button to enter the accompaniment mode, then the original voice will be partly removed / hidden. Short press the MIC button again to turn this function off.</p> <p>CHANGE YOUR VOICE Long press the MIC button to change the sound of your voice through the microphone. You will hear a notification sound and your voice will be changed. You can change between 4 different styles.</p>	<p>Each time you long press the MIC button the sound of your voice will change. The fifth time you long press the MIC button the microphone will change back to normal mode / your own voice.</p> <p>REMIX FUNCTION Push this button to Adjust Echo high/low on the microphone.</p> <p>AUDIO OUTPUT (HEADPHONE CONNECTION) The 3.5mm audio output is for connecting a wired headphone /earphone. Then you can hear the song you sing via headphone / earphone.</p> <p>MODES The speaker offers various modes: USB and Micro SD/ TF / card (up to 32GB).</p> <p>SPECS Bluetooth Karaoke Mic 5W RMS output Bluetooth 5.0 USB / Micro SD card / AUX output Operating range up to 10 meters Built-in battery with 3-4 hours playtime (1200mAh)</p> <p>Please notice - All products are subject to change without any notice. We take reservations for errors and omissions in the manual.</p>	<p>ALL RIGHTS RESERVED COPYRIGHT DENVER A/S</p>  <p>denver.eu</p>   <p>Electric and electronic equipment and included batteries contains materials, components and substances that can be hazardous to your health and the environment. If the waste material (discarded electric and electronic equipment and batteries) is not handled correctly.</p> <p>Electric and electronic equipment and batteries is marked with the crossed out trash can symbol, seen above. This symbol signifies that electric and electronic equipment and batteries should not be disposed of with other household waste, but should be disposed of separately.</p> <p>As the end user it is important that you submit your used batteries to the appropriate and designated facility. In this manner you make sure that the batteries are recycled in</p>	<p>accordance with legislature and will not harm the environment.</p> <p>All cities have established collection points, where electric and electronic equipment and batteries can either be submitted free of charge at recycling stations and other collection sites, or be collected from the households. Additional information is available at the technical department of your city.</p> <p>Hereby, Denver A/S declares that the radio equipment type KMS-20 is in compliance with Directive 2014/53/EU. The full text of the EU declaration of conformity is available at the following internet address: denver.eu and then click the search ICON on top line of website. Write model number: KMS-20. Now enter product page, and RED directive is found under download/other downloads. Operating Frequency Range: 100-205KHZ Bluetooth Frequency Range: 2402MHz-2480MHz Max Output Power: 5W</p> <p>DENVER A/S Omega 5A, Soefien DK-8382 Hinnerup Denmark www.facebook.com/denver.eu</p>
	<p>ENG 1</p>	<p>ENG 2</p>	<p>ENG 3</p>	<p>ENG 4</p>	<p>ENG 5</p>	<p>Contact</p> <p>Nordics Headquarter Denver A/S Omega 5A, Soefien DK-8382 Hinnerup Denmark Phone: +45 86 22 61 00 (Push "1" for support) E-Mail: For technical questions, please write to: support@denver.eu For all other questions please write to: contact@denver.eu</p> <p>Germany Denver Germany GmbH Service Max-Emmerich-Str. 4 90558 Pilsen Phone: +49 891 379 369 40 E-Mail: support.de@denver.eu</p> <p>Benelux DENVER BENELUX B.V. Binnensteender 13C-D 3449 HJ Woerden The Netherlands Phone: 0900 3437833 E-Mail: support1@denver.eu</p> <p>Spain/Portugal DENVER SPAIN S.A. Ronda Argueta y Luis Lumsa, nº 23 - nave 16 Barcelonés 46100 PATERNÀ Valencia (Spain) Spain Phone: +34 960 046 883 Mail: support.es@denver.eu</p> <p>Portugal Phone: +351 282 340 236 E-Mail: denver.servico@atfield.com</p> <p>Austria Lud Erwinow Service GmbH Dachhofstrasse 1 1220 Wien Phone: +43 1 904 3085 E-Mail: denver@erwinow.at</p> <p>If your country is not listed above, please write an email to: support@denver.eu</p>  <p>DENVER A/S Omega 5A, Soefien DK-8382 Hinnerup Denmark denver.eu facebook.com/denver.eu</p> <p>Version 1.3</p>