
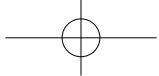




LINTON

Heritage Limited Edition





WHARFEDALE

S I N C E 1 9 3 2

Heritage Limited Edition



Wharfedale is proud to present this Heritage Edition of one of the brand's most famous and popular loudspeakers - the Linton.

Gilbert Briggs, who founded Wharfedale in 1932, turned the company into one of the most famous loudspeaker brands in the world by concentrating on quality and value for money.

The Wharfedale Linton exemplified these two edicts, balancing fine craftsmanship, natural sound quality and affordability inside a beautifully proportioned loudspeaker that was bought in its millions right across the globe.

The original Linton, launched in 1965, went on to father other models based on its highly popular formula; the Linton 3XP, a 3-way design, being the last of the line...

...until now!

Linton Heritage Edition is a three-way speaker in the classic Wharfedale tradition. Beautifully hand veneered in Mahogany, by Wharfedale cabinet makers, with an inset front baffle and traditional cloth grille.

Underneath the traditional exterior, however, the Linton Heritage Edition is bang up to date and utilises a mixture of traditional and advanced technology. The bass unit features Wharfedale's innovative woven Kevlar® cone mounted on a rigid die cast chassis, this combination delivering a rich, controlled bass output with superb dynamic performance.

Midrange frequencies are handled by a second, smaller Kevlar® coned unit which is housed in its own internal enclosure, offering a broad frequency spectrum that covers the all important instrumental and vocal frequency range.

High frequencies are handled by a woven textile soft dome treble unit with high flux ferrite magnet, purposely engineered for smooth, detailed HF extension.

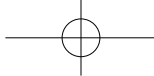
These drive units are combined by a highly researched crossover that is near inaudible to the listener, resulting in a coherent, seamless musical output that is both thrilling and natural in its rendition of any source material.

The original Linton was well known for its warm, rich and natural sounding character. The Heritage Edition retains that character but imbues it with an open, detailed performance that will entice you to explore your whole music collection.

Veritably a modern classic!

Peter Comeau

Director of Acoustic Design



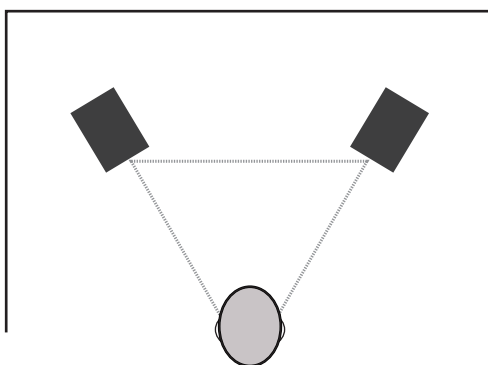
Unpacking Your Loudspeakers

- Please read this manual as soon as you have opened the carton.
- Lift the loudspeaker carefully out of the packing. Do NOT try to lift the loudspeaker using the cloth bag.
- Unpack any accessories carefully.
- If there is any sign of damage or if the contents are incomplete, report this to your dealer as soon as possible.
- Retain the packing for future safe transport of the product. Dispose of the packing with respect to any recycling provisions in your area.

Positioning Stereo Loudspeakers

The Linton Heritage speakers feature offset treble units to smooth the high frequency dispersion. The speakers should be positioned with treble units inwards, that is with the W badge on the grilles towards the outside.

Additionally the drive unit dispersion is aided by the front grilles which should be left on for optimum listening performance. Removing the grilles will produce a brighter but less smooth sound.



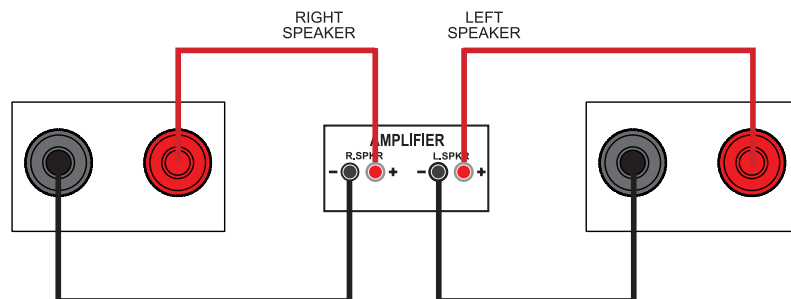
If the loudspeakers are placed too close to the walls the bass will increase but may be boomy and indistinct. If the loudspeakers are placed further away from the walls, the inward angle ('toe in') may be increased by up to 30%. As personal taste plays a large role, experiment with different configurations and play a wide range of programme material before finalising the position of your speakers.

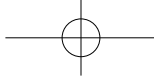
The optimum listening position is in the area broadly known as the 'sweet spot'. The more extreme the angle, the narrower is the sweet spot. Wharfedale loudspeakers are designed to cover a wide sonic perspective so there should be no need for extreme settings.

Standard Loudspeaker Wiring

Choose a suitable length of twin core speaker cable for each channel and prepare the ends. Unscrew each terminal a few turns. Connect the red, positive (+) terminal of the Left loudspeaker to the corresponding red, positive (+) amplifier terminal.

Connect the black, negative (-) terminals similarly. Tighten the terminal securely. Repeat this procedure for the Right Channel. If you are standard wiring make sure the terminal links are securely in place.



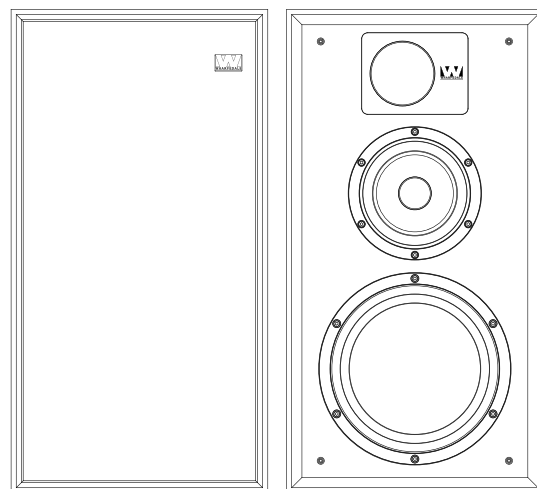


Looking After Your Loudspeaker

- Your Wharfedale loudspeakers use a specially hardwearing sealed finish. They should not be waxed or treated with spray polishes which will smear and dim their lustrous finish. Occasionally polish them with a dry or barely moist cloth to remove dust and finger marks, etc.
- Occasionally, remove the loudspeaker grilles and brush them gently with a soft brush before replacing them carefully.
- Never stand objects on your loudspeakers. In particular do not stand flowers, etc. on them – they are not jardinieres!
- Avoid getting any liquid behind the grille. If you accidentally spill liquid on your loudspeakers, take them to your dealer for attention before using them again.
- Do not open the speakers; there are no user serviceable parts inside. Never touch the drive units either with an object or your hands.

Specifications

General Description	3-way vented-box/standmount
Enclosure Type	Bass reflex
Transducer Complement	3-way
ABR	
Bass Driver	8"(200mm) black woven Kevlar® cone
Midrange Driver	5"(135mm) black woven Kevlar® cone
Treble Driver	1"(25mm) soft dome
Full-range Driver	
AV Shield	No
Sensitivity (2.0V @ 1m)	90dB
Recommended Amplifier Power	25-200W
Peak Power Handling	
Peak SPL	110dB
Nominal Impedance	6Ω
Minimum Impedance	3.5Ω
Frequency Response (+/-3dB)	40Hz ~ 20kHz
Bass Extension (-6dB)	35Hz
Crossover Frequency	630Hz & 2.4kHz
Cabinet Volume (in litres)	37.6L
Dimensions (mm)	
Height (on plinth)	565mm
Width	300mm
Depth (with terminals)	(330*30)mm
Carton Size	460*430*710mm
Net Weight	18.4kg/pcs
Gross Weight	20.5kg/ctn



Service Address

For technical support, servicing or product queries and information please contact your local retailer or the office below.

UK

IAG House, 13/14 Glebe Road, Huntingdon, Cambridgeshire, PE29 7DL, UK
Tel: +44(0)1480 452561 Email: service@wharfedale.co.uk



IAG House, 13/14 Glebe Road, Huntingdon, Cambridgeshire, PE29 7DL, UK
Tel: +44(0)1480 452561 Email: service@wharfedale.co.uk <http://www.wharfedale.co.uk>
IAG reserves the right to alter the design and specifications without notice. All rights reserved © IAG Group Ltd.
Wharfedale is a member of the International Audio Group.