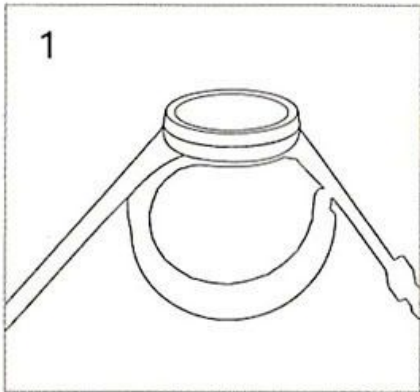
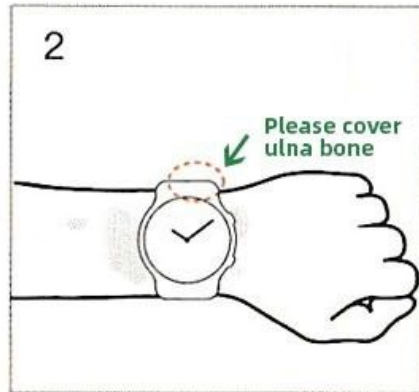


How to measure blood pressure accurately

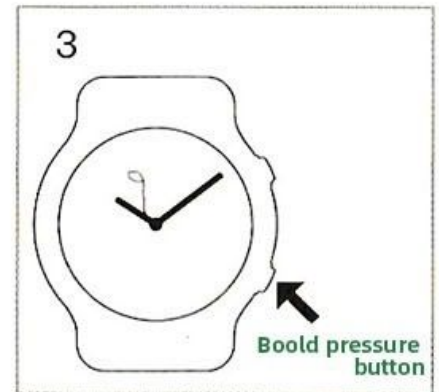
The measurement posture refers to the posture that has been maintained from the beginning of the measurement until the device displays the measurement result. If it does not meet the standard measurement posture, it will affect the measurement result. So ensure measurement accuracy, it is recommended to sit still for at least 5 minutes before measurement, as shown in the figure:



1
Install the air bag correctly on the back case of the watch, Make sure no air leaks



2
Remove other objects on your wrist. Please cover ulna bone. and the air bag should be close to your wrist. (keep the wrist in wet state)



3
Click the blood pressure measurement button to enter precise measurement

