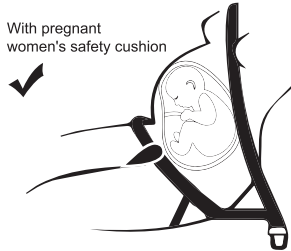


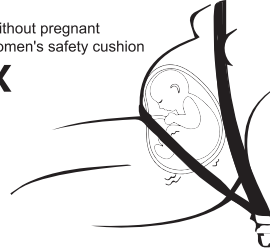
INSTRUCTION MANUAL

With pregnant women's safety cushion



Without pregnant women's safety cushion

X



After using the pregnant women's safety cushion, the car safety belt position is below the baby belly, which increases safety and comfort to mother and baby while driving.

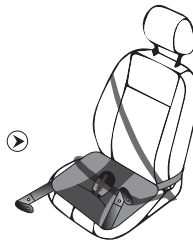
Without the pregnant women's safety cushion, the regular car safety belt will squeeze the baby belly, which makes mother and baby feel uncomfortable and increases a big risk for driving.

Installation steps:



1

First Fixing Point



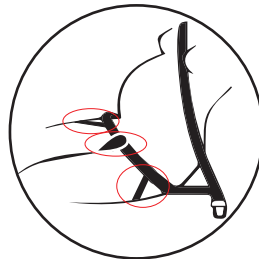
2

Second Fixing Point

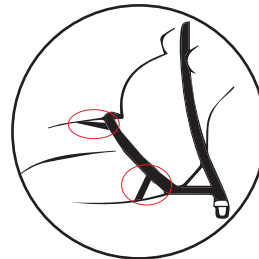


3

Third Fixing Point



Use 3 fixing point when you dress trousers



Use corner 2 fixing point when you dress skirt

WARNING

- This product is not a toy. DO not allow children to play with it
- Adult supervision is required at all times when this product is in use
- Never leave child with this product unattended at any time
- Prevent strangulation or entanglement. Never place on or attach to crib or playard