
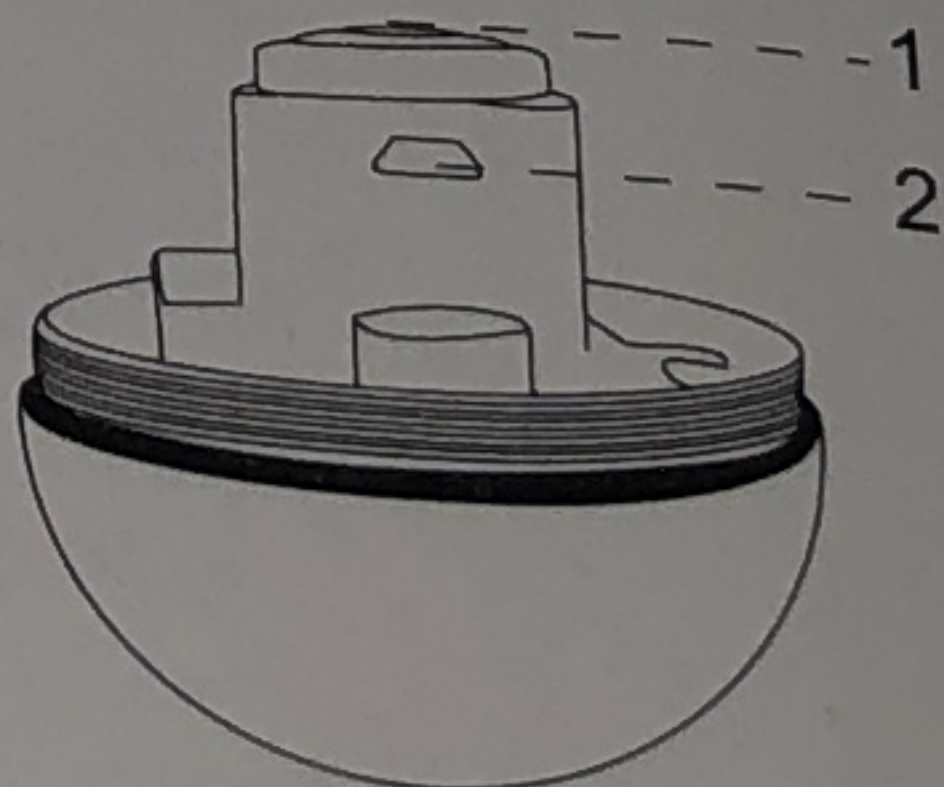
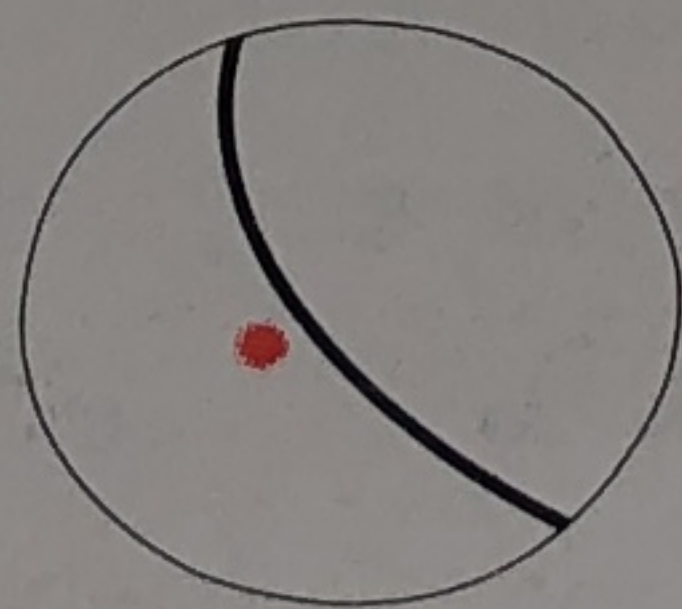


LED Cat Ball USB Charge

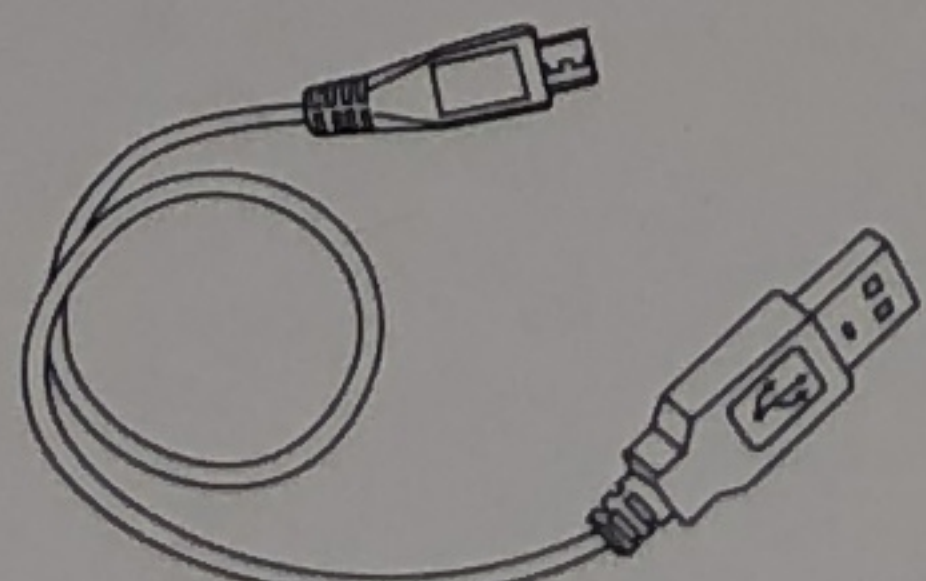


Package Content:

- 1x LED Cat Ball
- 1x USB charge cable
- 1x User Manual



- 1. Power on/off
- 2. Charging port



USB charge cable



User manual

Operating Instructions:

- 1) Press the on/off button on the motor to activate it
 - 2) Screw the ball back, and enjoy the fun
- When stop playing, you need to unscrew the ball, press the on/off button again to deactivate it

USB Charge Process:

- 1) Plug in cable to charging port on the motor
 - 2) Screw the ball back, and enjoy the fun
- When stop playing, you need to unscrew the ball, press the on/off button again to deactivate it

Note:

- 1) The ball will move slow when battery is in low power
- 2) The battery should be fully charged before storage
- 3) Charging for 2 hours can provide 3.5 to 4 hours of play time