













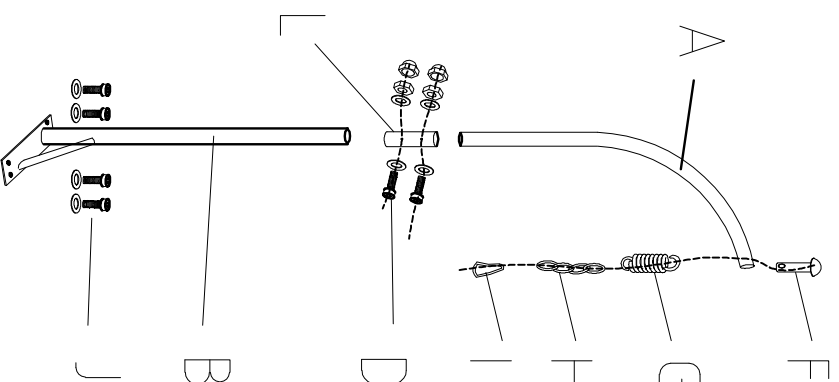


ASSEMBLY INSTRUCTION

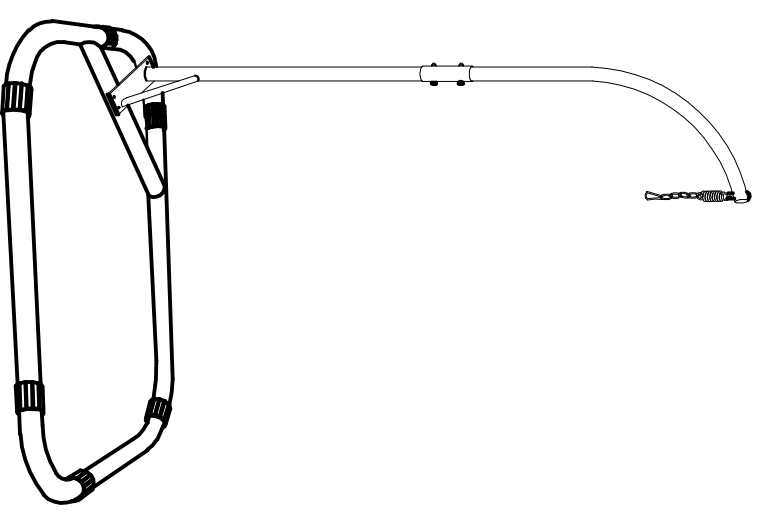
Suez fodable swing chair

NO.	PICTURE	DESCRIPTION	QTY
A		Pole	1
B		Pole	1
C		Swing egg	1
D		Screw set	2
E		Bottom	1
F		Bolt	1
G		Spring	1
H		Chain	1
I		Buckle	1
J		Screw set	4
K		Anti slip part	6
L		Connect	1
M		Allen wrench	1
N		Wrench	1

STEP-1



STEP-2



STEP-3

