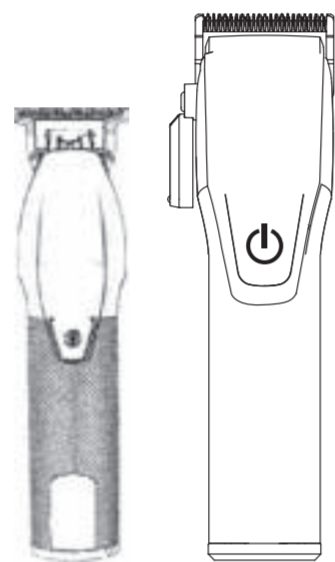




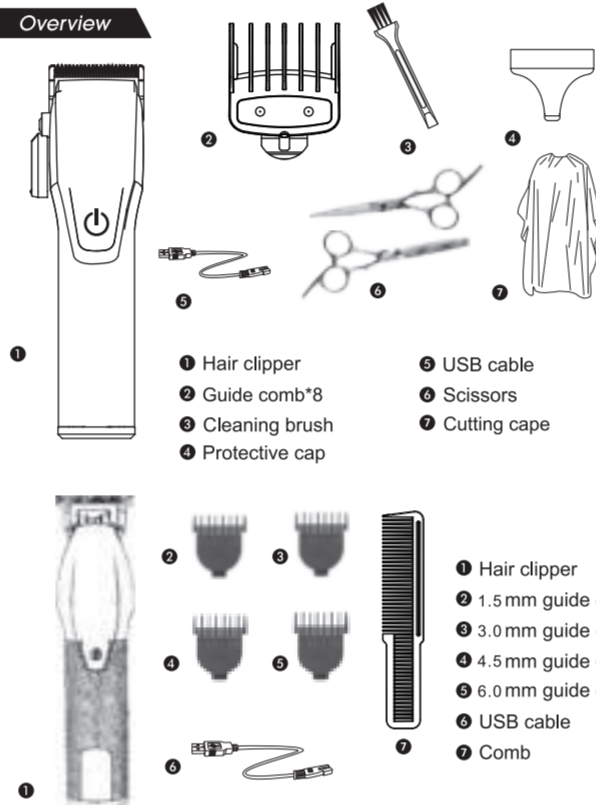
HAIR CLIPPERS User Manual

Model: JM-1015 + JM-106 / LM-2027

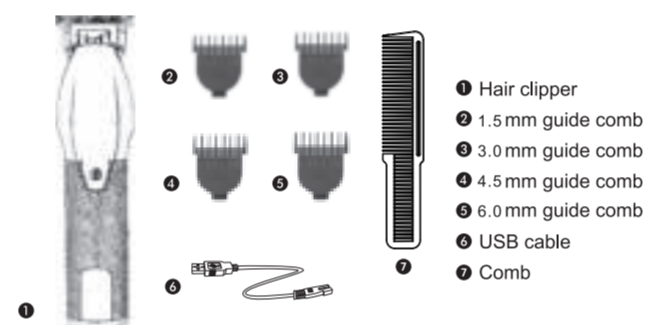


CE RoHS
MADE IN P.R.C

Overview



- 1 Hair clipper
- 2 Guide comb*8
- 3 Cleaning brush
- 4 Protective cap
- 5 USB cable
- 6 Scissors
- 7 Cutting cape



- 1 Hair clipper
- 2 1.5 mm guide comb
- 3 3.0 mm guide comb
- 4 4.5 mm guide comb
- 5 6.0 mm guide comb
- 6 USB cable
- 7 Comb

Before use:

This manual has been prepared for proper use of this trimmer. Please read it carefully before use. Just use it according to the recommendations in the manual. It will not only bring good service, but also extend the life of the trimmer.

Attention

Danger

Keep the power adapter dry
Keep the machine dry, never use the water to clean

Warning

Before connecting the product, please make sure that the voltage indicated on the product matches the local power supply voltage.

Do not charge continuously for a long time, and do not charge when the temperature is lower than 0 °C or exceed 40 °C, otherwise the battery life will be shortened.

This product can only be charged with the matching charger . Do not use any accessories not provided by the company with this product.

When charging is completed, please hold the charger first, and then pull it out of the socket. Remember not to pull the charging cable.

Be sure to unplug the charger before cleaning the shaver under running water.

Do not plug or unplug the adapter with wet hands. The adapter should avoid contact with liquids.

When the fuselage is stained, use soft cloth to dip in neutral lotion and wipe. Do not use alcohol, gasoline or other chemicals to wipe the product.

During normal use, the appliance may have a slight fever. This is a normal phenomenon, please rest assured to use.
When abnormal conditions (such as odor, temperature and sound) occur during charging or using the product, immediately turn off the power and stop using it. Please dispose of according to the type of fault and submit it to the maintenance department of our company for repair if necessary.

Functions and Methods of Use:

1. Push up the power switch to turn on the power of the electric clippers.
2. Use an electric clipper to move the back along the hair and trim the hair to a suitable length. Do not use electric clippers in reverse, otherwise it may be over-trimmed.
3. Push down the power switch to turn off the power of the electric clippers.



Cleaning and Maintenance:

In order for you to use the hair clipper more conveniently and quickly, we recommend that you clean the hair clipper regularly, otherwise it will affect the performance and life of the hair clipper. Regular cleaning and maintenance can keep the hair clipper in good condition, prevent the growth of odors and bacteria, and sharpen the blade of temple.

1. Turn off the power of the hair clipper and unplug the power plug.
2. Wipe the body of the hair clipper with a clean cloth, clean the

hair of the blade of the hair clipper with a cleaning brush, and then add a few drops of oil to the blade.
3. The cleaning is completed. The hair clipper should be kept in a dry and ventilated environment, which can extend its service life.



Abandon

At the end of the service life of the appliance, do not discard it with general waste. Please send the appliance to the recycling bin designated by the government. This will contribute to environmental protection.

Note:

- 1) In front of abandoned appliances;
- 2) When removing the battery, the battery must be removed from the appliance; the appliance must be powered off;
- 3) The battery should be disposed of safely.

Waste battery disposal method

The built-in rechargeable battery contains substances that may pollute the environment. You are encouraged to ask the dealer or the company's designated maintenance point for advice before disposing of the appliance, so as to extend the life of the machine as much as possible. When you decide to discard this machine. The battery must be safely removed by a professional person appointed by the government recycle bin or the dealer's designated maintenance point, and thrown into the designated recycle site. Do not discard it casually.

Specifications:

Product: Hair clippers
Model No: JM-1015 + JM-106 / LM-2027
Power: 10W Input: DC 5V
Charging Time: 2.5 hours / 1.5 hours
After Charging 180 min working time

Koenyoe / Good Experience
Hooghout 56
4817EC Breda
Netherlands
10/2022 - V.1
www.goodexperiencestore.nl