


# lampe avec détecteur de mouvement



25.000H



12.500X



120°




≤2S



NEUTRAL WHITE



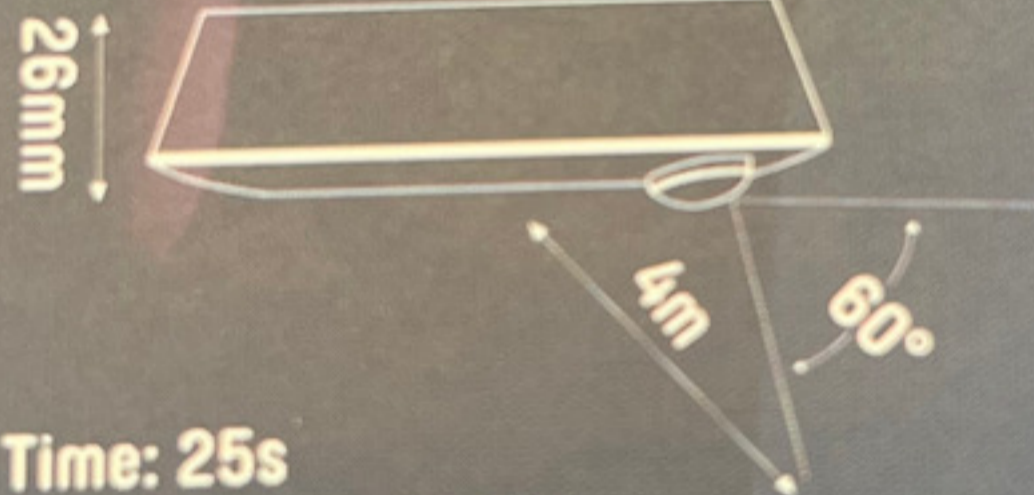
4,5V



0,3W

CRI

≥ 80



Time: 25s  
Sensor range: 3-5m



Imported by **SHADA**  
Kanaal Noord 350  
NL-7323 AM Apeldoorn  
[www.shoda.nl](http://www.shoda.nl)



WEEE NL: 3505  
WEEE DE: 37281017  
WEEE AT: 40133



8 719323 785014

Art.Nr.: 700723