

OPERATION GUIDE

1. The fixing piece for chassis can be used to twist the lock of the battery cover, please see the picture on the right.
2. Please install the batteries into the car, put 3 pieces of 1.5V "AA" batteries into the chassis battery box, then close the lid and twist the chassis piece to lock the battery cover.
3. Please open the lid and put the 2 pieces of 1.5V "AA" batteries into the controller according to its polarity, then close the lid and rotate the knob to lock the battery cover.
4. Push the switch to the "ON" position on the car, so it can be operated.
5. Adjust the direction adjustment switch to control the car running in a straight line.

CAUTION

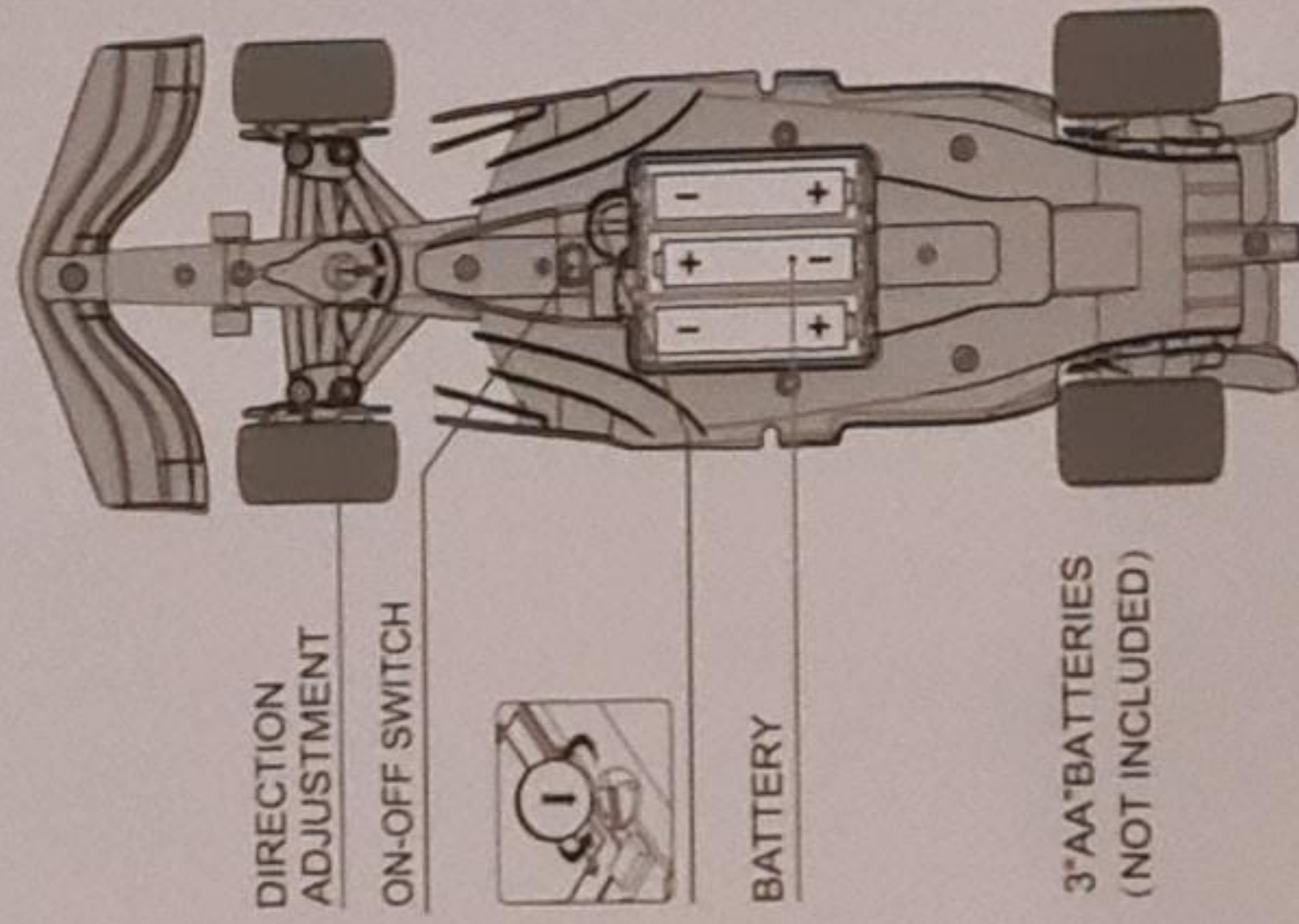
1. Different types of batteries or new and used batteries are not to be mixed. Exhausted batteries are to be removed from the toy.
2. Batteries should be replaced by an adult. Batteries are to be inserted with the correct polarity. The supply terminals are not to be short-circuited.
3. Non-rechargeable batteries are not to be recharged. Rechargeable batteries are to be removed from the toy before being charged.
4. Rechargeable batteries are only to be charged under adult supervision. Leaked or damaged batteries are not to be charged.
5. Only batteries of the same or equivalent type are recommended to be used.
6. Never put the batteries near fire or any source of heat, water or direct sunlight.
7. Skin or clothing is to be washed immediately if you make contact with leaked liquid from the battery.
8. For better preservation of rechargeable batteries, please regularly recharge them. Only a charger of the same or equivalent type is recommended to be used.
9. Dispose of batteries responsibly, do not dispose of in fire.

Warning: This toy produces flashes that may trigger epilepsy in sensitised individuals.

Red Bull® Marks and the Oracle Red Bull Racing Logos are licensed by
Red Bull GmbH/Austria.
Licensee: RASTAR GROUP
Manufacturer: RASTAR GROUP
Add: Xinghui Industrial Park, Xiadao Road, Shanghai,
Chenghai, Shantou, Guangdong, China.
[Http://www.rastar.com](http://www.rastar.com)

RASTAR

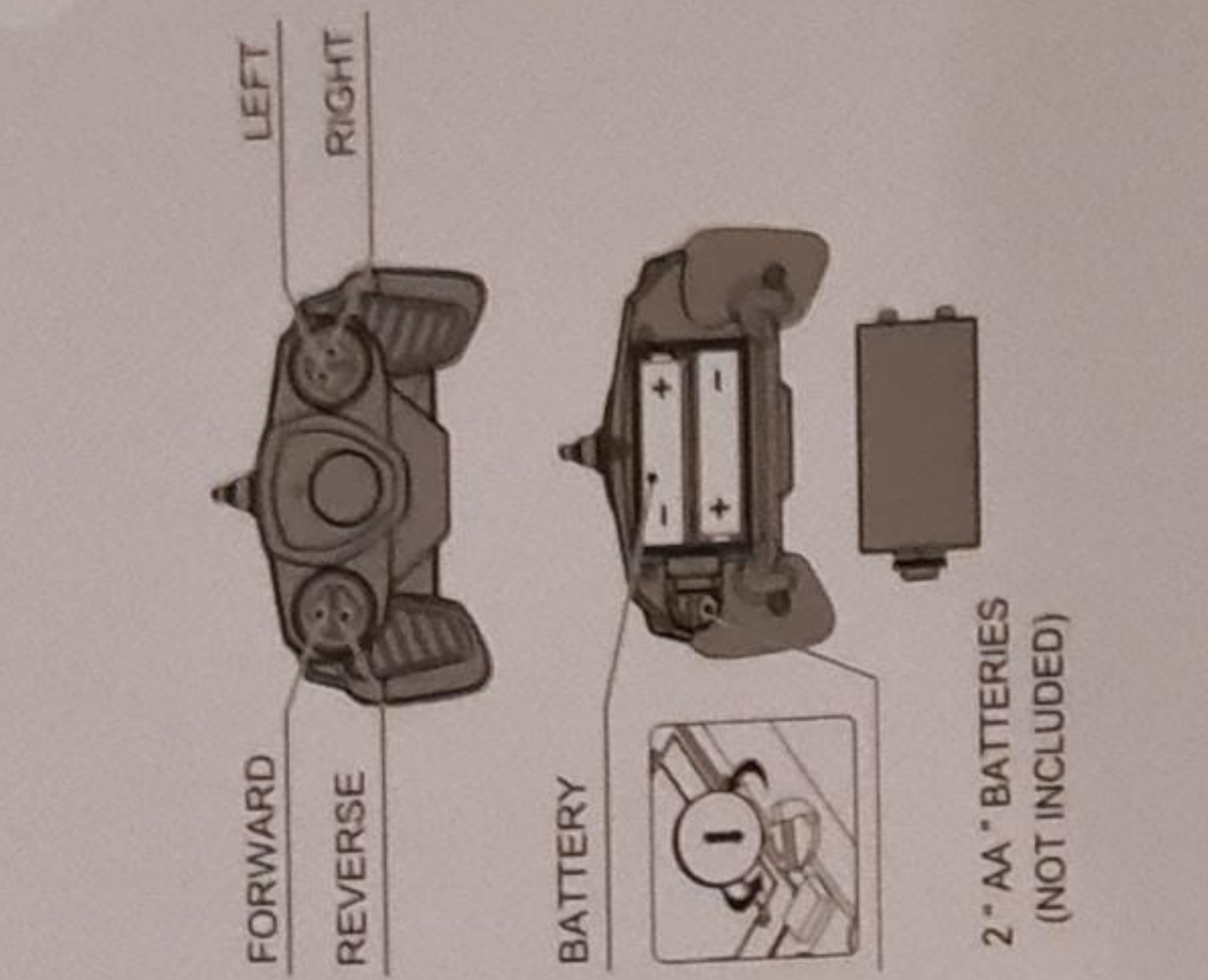
RASTAR GROUP
XINGHUI INDUSTRIAL PARK
XIADAO ROAD
SHANGHAI
CHINA
RASTAR GROUP
XINGHUI INDUSTRIAL PARK
XIADAO ROAD
SHANGHAI
CHINA
RASTAR GROUP
XINGHUI INDUSTRIAL PARK
XIADAO ROAD
SHANGHAI
CHINA



DIRECTION
ADJUSTMENT
ON-OFF SWITCH

BATTERY

3*AA BATTERIES
(NOT INCLUDED)




FORWARD
REVERSE

BATTERY

2*AA BATTERIES
(NOT INCLUDED)

Full Function Radio Control: Forward, Reverse, Turn Left, Turn Right.



4 042774 147189

No. 402150_01

Oracle Red Bull
Racing RB18
1:18 | 2,4GHz
dark blue

Frequency band: 2.4 GHz
Frequency range: 2400 MHz - 2483.5 MHz
ERP: < 10 mW (max. power transmitted)
Funk-Freq. verwendbar in EU/CH
Radio transmission permitted in EU/CH

ITEM NO.94800

