

Installation Guide

5/8-Port Gigabit Desktop Switch

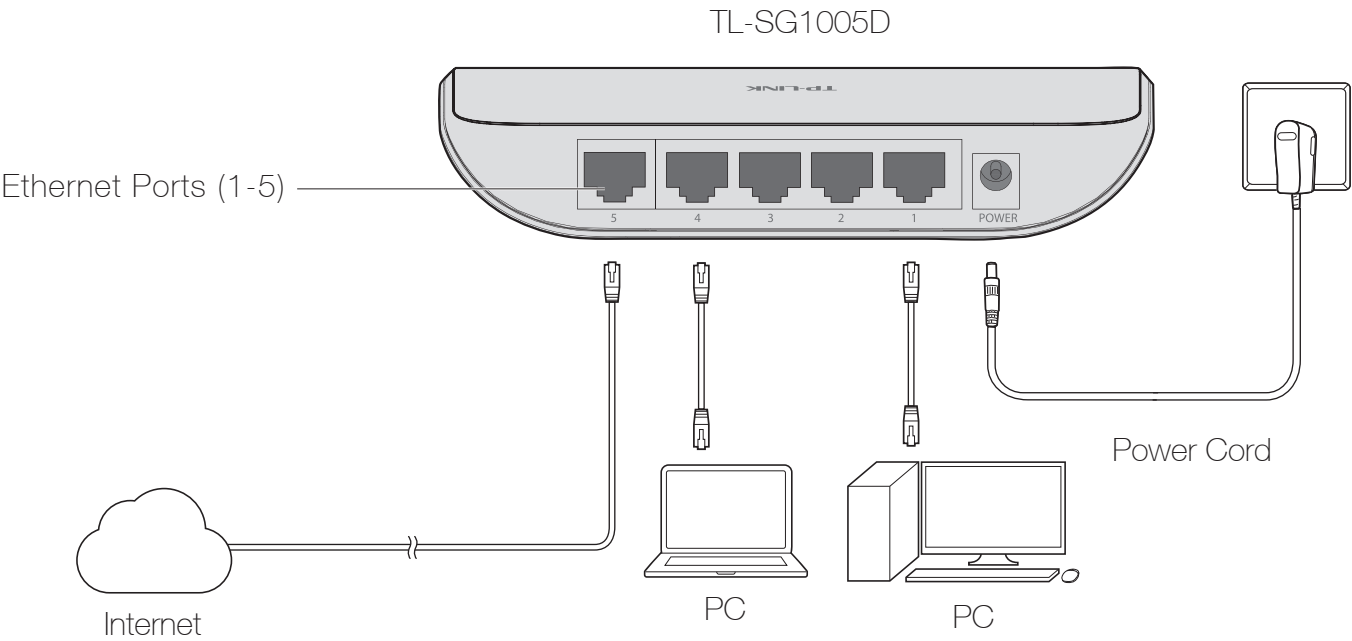
TL-SG1005D/TL-SG1008D



7106505253 REV3.0.1

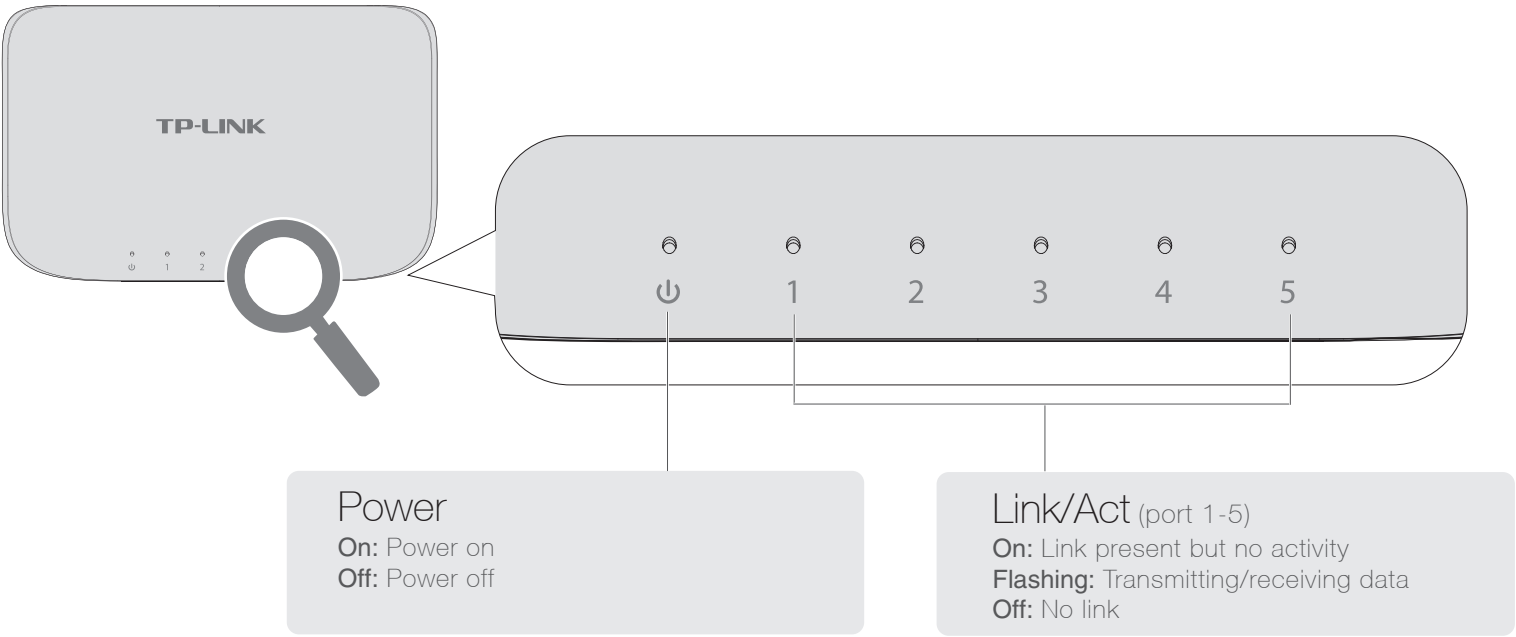
For more information, please visit our website: <http://www.tp-link.com>

Connection



Note: For simplicity, we will take TL-SG1005D for example throughout this Guide.

LED Explanation



Frequently Asked Questions (FAQ)

Q1. The Power LED is not lit


The Power LED should be lit when the power system is working normally. If the Power LED is not lit, please check as follows:
A1: Make sure the power cord is connected to the switch with power source properly.
A2: Make sure the voltage of the power supply meets the requirements of the input voltage of the switch.
A3: Make sure the power source is ON.

Q2. The Link/Act LED is not lit when a device is connected to the corresponding port

It is recommended that you check the following items:
A1: Make sure that the cable connectors are firmly plugged into the switch and the device.
A2: Make sure the connected device is turned on and working well.
A3: The cable must be less than 100 meters long (328 feet).

General Specifications	
Standard	IEEE 802.3, IEEE 802.3u, IEEE 802.3x, IEEE 802.3ab
Protocol	CSMA/CD
Interface	5/8 10/100/1000Mbps Auto-Negotiation RJ45 Ports
Network Media (Cable)	10BASE-T: UTP category 3, 4, 5 cable (maximum 100m)
	EIA/TIA-568 100Ω STP (maximum 100m)
	100BASE-TX: UTP category 5, 5e cable (maximum 100m)
	EIA/TIA-568 100Ω STP (maximum 100m)
	1000Base-T: UTP category 5e cable (maximum 100m)
LED indicators	EIA/TIA-568 100Ω STP (maximum 100m)
	Power, Link/Act LEDs
	Ethernet: 10Mbps (Half Duplex), 20Mbps (Full Duplex)
	Fast Ethernet: 100Mbps (Half Duplex), 200Mbps (Full Duplex)
	Gigabit Ethernet: 2000Mbps (Full Duplex)
Data Transfer Rate	
Transfer Method	Store-and-Forward
MAC Address Learning	Automatically learning, automatically aging
Frame Filter Rate	10Base-T: 14880pps/Port
	100Base-Tx: 148800pps/Port
	1000Base-T: 1488000pps/Port
Frame Foward Rate	10Base-T: 14880pps/Port
	100Base-Tx: 148800pps/Port
	1000Base-T: 1488000pps/Port
Environmental and Physical Specifications	
Certification	FCC, CE, RoHS
Operating Temperature	0°C~40°C (32°F~104°F)
Storage Temperature	-40°C~70°C (-40°F~158°F)
Operating Humidity	10%~90% non-condensing
Storage Humidity	5%~90% non-condensing

SAFETY NOTICES

 Cautions
Do not use this product near water, for example, in a wet basement or near a swimming pool. Avoid using this product during an electrical storm. There may be a remote risk of electric shock from lightning.

COPYRIGHT & TRADEMARKS

Specifications are subject to change without notice. **TP-LINK®** is a registered trademark of TP-LINK TECHNOLOGIES CO., LTD. Other brands and product names are trademarks or registered trademarks of their respective holders. No part of the specifications may be reproduced in any form or by any means or used to make any derivative such as translation,

transformation, or adaptation without permission from TP-LINK TECHNOLOGIES CO., LTD. Copyright © 2015 TP-LINK TECHNOLOGIES CO., LTD. All rights reserved. <http://www.tp-link.com>

CE Mark Warning

This is a class B product. In a domestic environment, this product may cause radio interference, in which case the user may be required to take adequate measures.



FCC STATEMENT

This equipment has been tested and found to comply with the limits for a Class B digital device, pursuant to part 15 of the FCC Rules. These limits are designed to provide reasonable protection against harmful interference in a residential installation. This equipment generates, uses and can radiate radio frequency energy and, if not installed and used in accordance with the instructions, may cause harmful interference to radio communications. However, there is no guarantee that interference will not occur in a particular installation. If this equipment does cause harmful interference to radio or television reception, which can be determined by turning the equipment off and on, the user is encouraged to try to correct the interference by one or more of the following measures:
• Reorient or relocate the receiving antenna.

- Increase the separation between the equipment and receiver.
 - Connect the equipment into an outlet on a circuit different from that to which the receiver is connected.
 - Consult the dealer or an experienced radio/TV technician for help.
- This device complies with part 15 of the FCC Rules. Operation is subject to the following two conditions:
1) This device may not cause harmful interference.
2) This device must accept any interference received, including interference that may cause undesired operation.
Any changes or modifications not expressly approved by the party responsible for compliance could void the user's authority to operate the equipment.