

TRENDnet[®]



Quick Installation Guide

TI-F11SFP

1. Before You Start

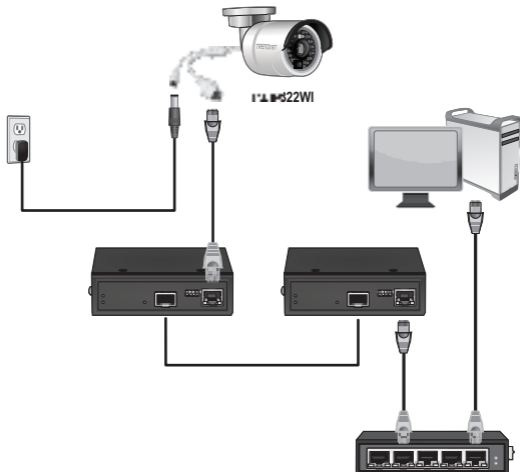
Package Contents

- TI-F11SFP
- Quick Installation Guide
- Removable terminal block
- DIN-rail mount
- Wall mount plates

Minimum Requirements

- Existing network
- Power supply (TI-M6024)

2. Quick Reference

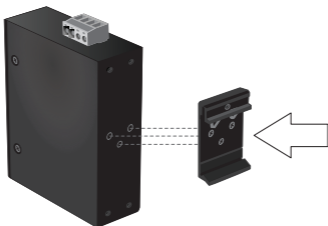


3. Hardware Installation

- The TI-F11SFP can be placed on a desktop, wall, or mounted to a DIN-rail.

DIN-rail Mounting Instructions

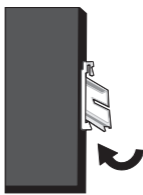
1. Attach the DIN-rail mount bracket to the media converter.



2. Position the unit in front of the DIN-rail and hook the mount over the top of the rail.
3. Rotate the media converter downward towards the rail to lock it into place. You will know it is secure when you hear the click.



Mounting the unit



Releasing the unit

4. To remove the unit, pull down to clear the bottom of the DIN-rail and rotate away from the rail.

Wall Mounting Instructions

1. Attach the wall mount plates to the media converter.
2. Mount the unit.

Safety Note



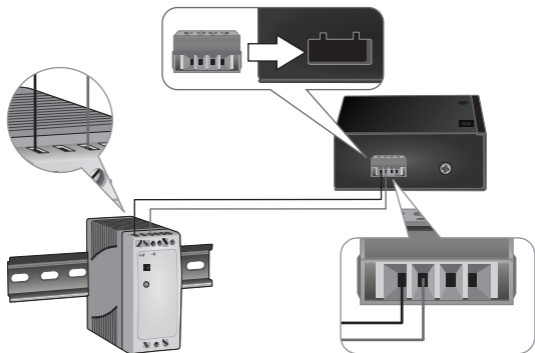
- Turn off the power before connecting any module or wire. The correct power supply voltage (12 - 56 V DC or 18 - 36 V AC) is listed on the product label. Check the voltage of your power source to make sure that you are using the correct part. Do NOT use voltage greater than 12 - 56 V DC or 18 - 36 V AC, as specified on the product label.
- Calculate the maximum possible current in each power wire and common wire. Observe all electrical codes dictating the maximum current allowable for each wire size. If the current surpasses the maximum ratings, the wiring could overheat, causing serious damage to your equipment.

Applying Power

1. Connect the power supply (sold separately) to the included terminal block (as shown below) and secure the screws.

Note: Polarities must match.

2. Attach the terminal block to the unit, connect the neutral wire to the ground, and supply power to the power adapter.



3. Connect your Ethernet cable, install an SFP module, and connect a fiber cable to the media converter. Check the LEDs to confirm the connections are established. Your installation is completed.

4. Additional information

1. DIP Switch



Speed	ON: 100M
	OFF: 1000M
SFP	ON: Off
	OFF: Auto
Switch / Converter mode	ON: Con.
	OFF: SW
LFP (Link Fault Pass through)	ON: LFP
	OFF: Off

Declaration of Conformity

TRENDNET

Manufacturer's Name and Address

TRENDnet, Inc.
20675 Manhattan Place
Torrance, CA 90501 USA



Product Information:

Model Number: TI-F11SFP

Product Name: Hardened Industrial 100/1000 Base-T to SFP Media Converter

Trade Name: TRENDnet

TRENDnet hereby declare that the product is in compliance with the essential requirements and other relevant provisions under our sole responsibility.

Safety

EN 60950-1: 2006 + A11: 2009 + A1: 2010 + A12: 2011 + A2: 2013

EMC

EN 55011: 2009 + A1: 2010 Class A

EN 55022: 2010 + AC: 2011 Class A

EN 61000-6-4: 2007 + A1: 2011

EN 55024: 2010

EN 61000-6-2: 2005 + AC: 2005

This product is herewith confirmed to comply with the Directives.

Directives:

Low Voltage Directive 2006/95/EC

EMC Directive 2004/108/EC

RoHS Directive 2011/65/EU

REACH Regulation (EC) No. 1907/2006

Person responsible for this declaration.

Place of Issue: Torrance, California, USA

Date: August 2, 2015

Name: Sonny Su

Title: Director of Technology

Signature:

A handwritten signature in black ink, appearing to read 'Sonny Su', is written over a solid horizontal line.

Limited Warranty

TRENDnet warrants its products against defects in material and workmanship, under normal use and service. Specific warranty periods are listed on each of the respective product pages on the TRENDnet website.

Garantie Limitée

TRENDnet garantit ses produits contre les problèmes de matériel ou de fabrication, dans des conditions normales d'utilisation et de service. Les périodes de garanties précises sont mentionnées sur chacun des pages produits du site web de TRENDnet.

Eingeschränkte Garantie

TRENDnet gewährt eine Garantie für seine Produkte im Falle von Material- und Bearbeitungsdefekten, bei normaler Verwendung und Wartung. Spezielle Garantiezeiträume werden auf jeder Produktseite auf der Website von TRENDnet genannt.

Garantía limitada

TRENDnet garantiza que sus productos carecen de defectos en el material y la fabricación, en condiciones de uso y funcionamiento normales. Los periodos específicos de garantía figuran en cada una de las páginas de producto del sitio web de TRENDnet.

Ограниченная гарантия

Компания TRENDnet предоставляет гарантию на свои изделия от дефектов материалов и сборки при нормальном использовании и обслуживании. Конкретные гарантийные сроки указаны на странице каждого продукта на сайте компании TRENDnet.

Garantia Limitada

A TRENDnet garante seus produtos contra defeitos de material e mão de obra sob condições normais de uso e serviço. Os períodos de garantia específicos estão listados em cada uma das páginas dos respectivos produtos no site da TRENDnet.

Piiratud garantii

TRENDneti garantii hõlmab materjali- ja koostamisdefekte, mis ilmnevad toote tavapärasel kasutamisel. Garantiiaja täpne pikkus konkretse toote puhul on leitav TRENDneti kodulehelt vastava toote infolehelt.

Garanzia limitata

TRENDnet garantisce i propri prodotti da difetti di materiali e manodopera, in condizioni di normale uso ed esercizio. I periodi di garanzia specifici sono elencati sulle rispettive pagine di prodotto sul sito TRENDnet.

Обмежена гарантія

TRENDnet надає гарантію на свою продукцію щодо відсутності дефектів матеріалів та роботи за умови її належного використання та обслуговування. Конкретні гарантійні періоди перелічені на сторінці кожного виробу на сайті компанії TRENDnet.

Certifications

This device complies with Part 15 of the FCC Rules. Operation is subject to the following two conditions:

- (1) This device may not cause harmful interference.
- (2) This device must accept any interference received. Including interference that may cause undesired operation.



Waste electrical and electronic products must not be disposed of with household waste. Please recycle where facilities exist. Check with your Local Authority or Retailer for recycling advice.

Applies to PoE Products Only: This product is to be connected only to PoE networks without routing to the outside plant.

Note

The Manufacturer is not responsible for any radio or TV interference caused by unauthorized modifications to this equipment. Such modifications could void the user's authority to operate the equipment.

Advertencia

En todos nuestros equipos se mencionan claramente las características del adaptador de alimentación necesario para su funcionamiento. El uso de un adaptador distinto al mencionado puede producir daños físicos y/o daños al equipo conectado. El adaptador de alimentación debe operar con voltaje y frecuencia de la energía eléctrica domiciliar existente en el país o zona de instalación.

Technical Support

If you have any questions regarding the product installation, please contact our Technical Support.

Toll free US/Canada: 1-866-845-3673

Regional phone numbers available
at www.trendnet.com/support

Product Warranty Registration

Please take a moment to register your product online. Go to TRENDnet's website at:
<http://www.trendnet.com/register>

TRENDnet

20675 Manhattan Place, Torrance, CA 90501. USA

Copyright © 2015. All Rights Reserved. TRENDnet.