Skullcandy

USER GUIDE

Sesh ANC

Download the Skullcandy App

GET IT ON Google Play | Download on the App Store

Download the Skullcandy App
Télécharger l'app Skullcandy
Descargar la Aplicación Skullcandy
Scaricare l'App Skullcandy
Transfira a Aplicação Skullcandy
Die Skullcandy-App herunterladen
De Skullcandy-app downloaden
Download Skullcandy App
Lataa Skullcandy-sovellus
Last ned Skullcandy-Appen
Ladda ner Skullcandy-Appen
Загрузить приложение Skullcandy
下载 Skullcandy 应用
Skullcandy アプリをダウンロードする
Skullcandy 앱 다운로드하기
تشغيل تطبيق Skullcandy

Auto Power - On/Off

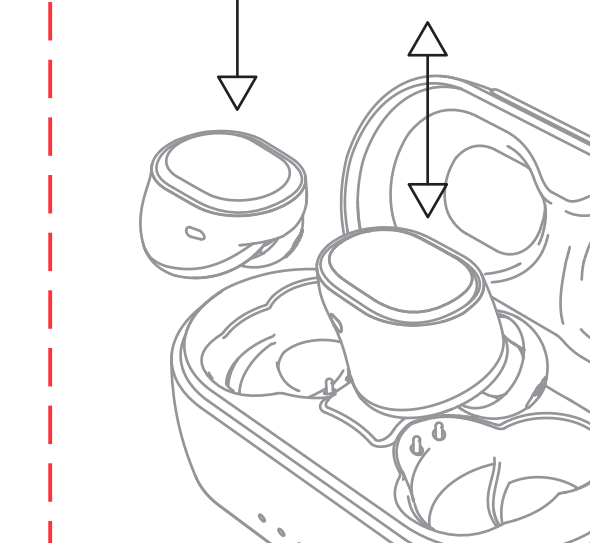

Power - On/Off
On/Off
Encendido/Apagado
Accensione/Spegnimento
Ligar/Desligar
Ein/Aus
Aan/Uitzetting
Tænd/Sluk For Strøm
Virta Päälle/Pois
Strøm Av/På
Ström Av/På
Включить/Питание
开机/关机
電源 - On/Off
전원 켜기/끄기
التشغيل ايقافالتشغيل

Power - On

Both Earbuds

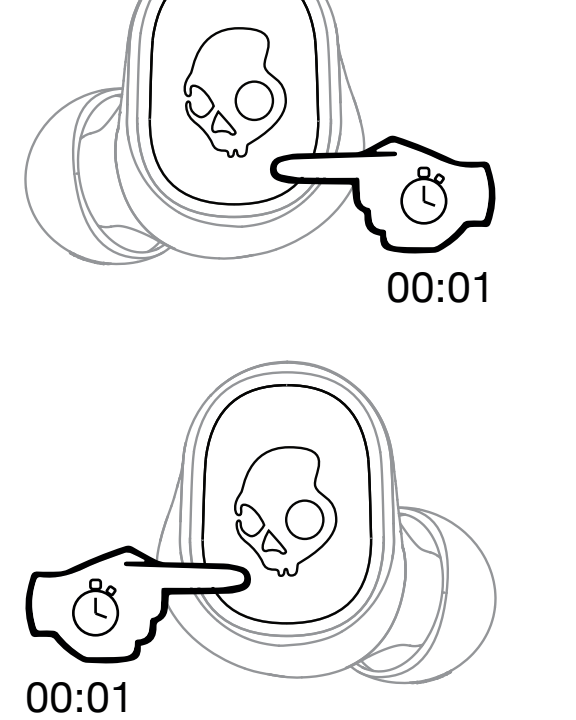

Power - On
Off
Encendido
Accensione
Ligar
Ein
Aan-
Tænd
Virta Päälle
Strøm Av
Ström Av
Включить
开机
電源 - On
전원 켜기
التشغيل

Power - Off

Both Earbuds

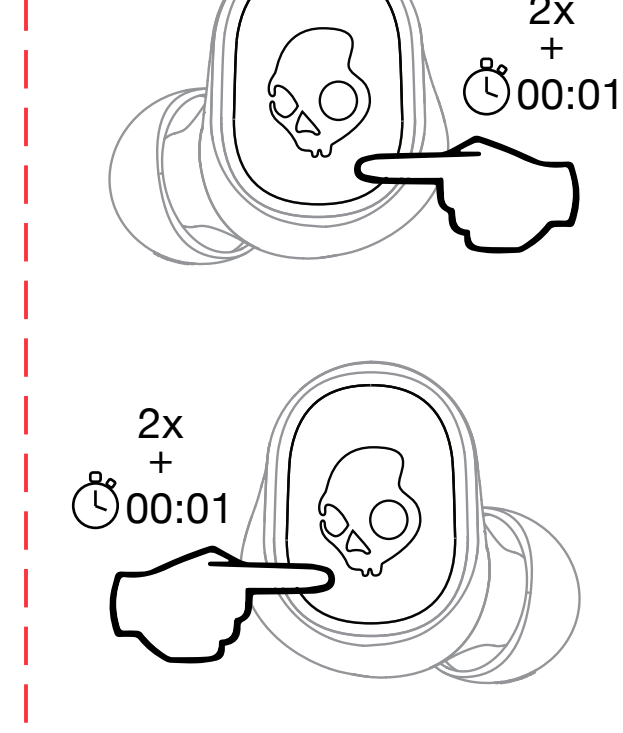

Power - Off
Off
Apagado
Spegnimento
Desligar
Aus
Uitzetting
Sluk For Strøm
Pois
På
På
выключить Питание
关机
電源 - Off
끄기
إيقافالتشغيل

Pairing Mode

Left Earbud or Right Earbud
*On Mode

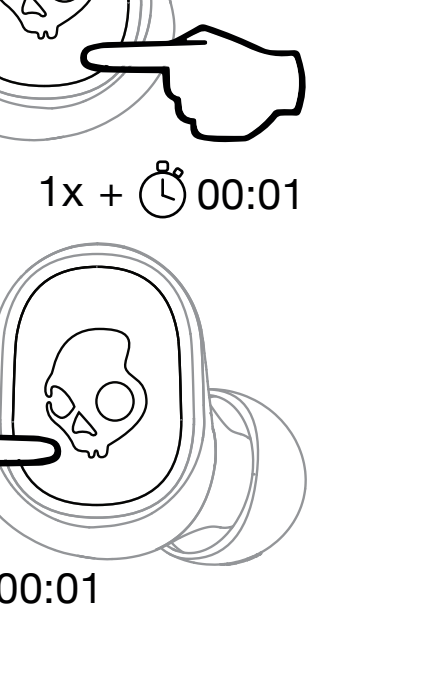

Pairing Mode
Mode Couplage
Modo De Vinculación
Modalità Di Accoppiamento
Modo Emparelhamento
Koppelmodus
Paarmodus
Pardannelsevstilstand
Laiteparin Muodostustila
Sammenkoblingsmodus
Parningsläge
Режим Сопряжения
配对模式
ペアリングモード
페어링 모드
وضع المزاوجة

Pair New Device

"Sesh ANC"

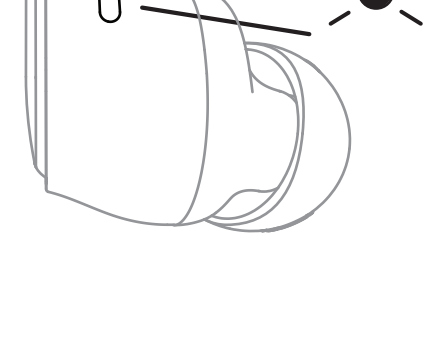

Pair New Device
Coupler Nouvel Appareil
Vincular Nuevo Dispositivo
Accoppia Nuovo Dispositivo
Emparelhar Novo Dispositivo
Mit neuem Ger t koppeln
Nieuw Apparaat Paren
Pardan Ny Enhed
Muodosta Uusi Laitepari
Sammenkoble Ny Enhet
Para Ny Enhet
Сопряжение Нового Устройства
配对新设备
新しいデバイスをペアリング
새 기기 짝맞추기
وضع إيقاف مؤقت جهاز جديد

Play/Pause Answer/End

Left Earbud or Right Earbud
*On Mode

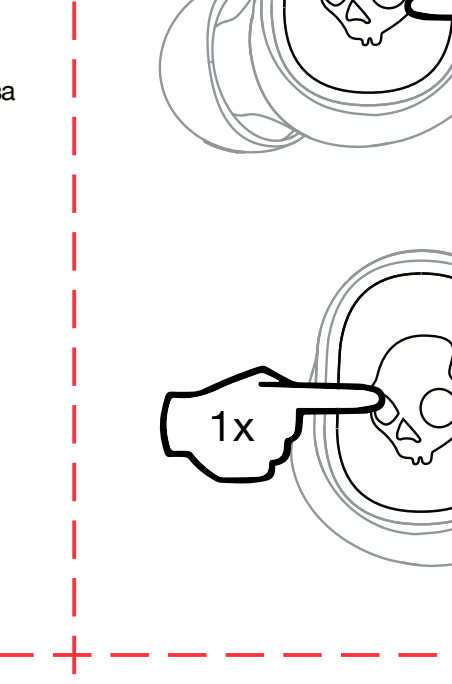

Play/Pause or Answer/End
Lecture/Pause-Répondre/fin
Reproducir/pausar-Responder/colgar
Riproduci/pausa-Risposta/fine
Reproduzir/colocar Em Pausa-
Atender/desligar
Wiedergabe/Pause-Annehmen/Auflegen
Afspelen/pauzeren-
Beantwoorden/beëindigen
Afspil/pause-Besvar/afslut
Toisto/tauko-Vastaus/lopetus
Spill/pause-Svar/avslutt
Spela Upp/pausa-Svara/lägg På
Воспроизведение/пауза-
Ответить/закончить
播放/暂停-接听/结束
再生 / 一時停止-応答 / 終了
재생/일시 정지-전화 받기/끊기
تشغيل/إيقاف مؤقت الرد/إنهاء

Volume Up

Right Earbud

Volume Up
Volume +
Subir Volumen
Aumento Volume
Aumentar O Volume
Lautstärke erhöhen
Volume Omhoog
Skru Op For Lydstyrken
Äänenvoimakkuuden Lisäys
Volum Opp
Öka Volymen
Увеличение Громкости
音量增大
音量を上げる
볼륨 높이기
رفع مستوى الصوت

Volume Down

Left Earbud

Volume Down
Volume -
Bajar Volumen
Riduzione Volume
Diminuir O Volume
Lautstärke senken
Volume Omlaag
Skru Ned For Lydstyrken
Äänenvoimakkuuden Vähennys
Volum Ned
Sänka Volymen
Уменьшение Громкости
音量减小
音量を下げる
볼륨 낮추기
خفض مستوى الصوت

Track Forward

Right Side



Track Forward
Piste Suivante
Adelantar
Brano Successivo
Faixa Seguinte
Nächster Titel
Volgend Nummer
Skift Til Næste Musiknummer
Kelaus Eteenpäin
Neste Spor
Nästa Ljudspår
Переключение На 1 Трек Вперед
下一曲目
次のトラックを再生する
다음 트랙으로
مسار إلى الأمام

Track Back

Left Side

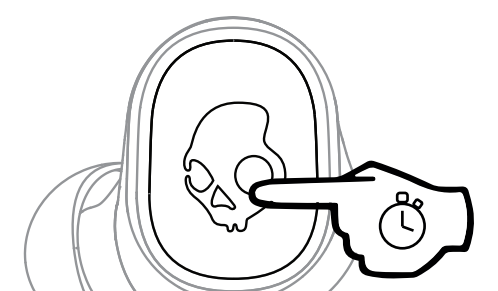

Track Back
Piste Précédente
Retroceder
Brano Precedente
Faixa Anterior
Vorangehender Titel
Vorig Nummer
Musiknummer Tilbage
Kelaus Taaksepäin
Forrige Spor
Byta Till Föregående Spår
Переключение На 1 Трек Назад
上一曲目
前のトラックを再生する
이전 트랙으로
مسار إلى الخلف

Activate Voice Assistant

Left Earbud or Right Earbud

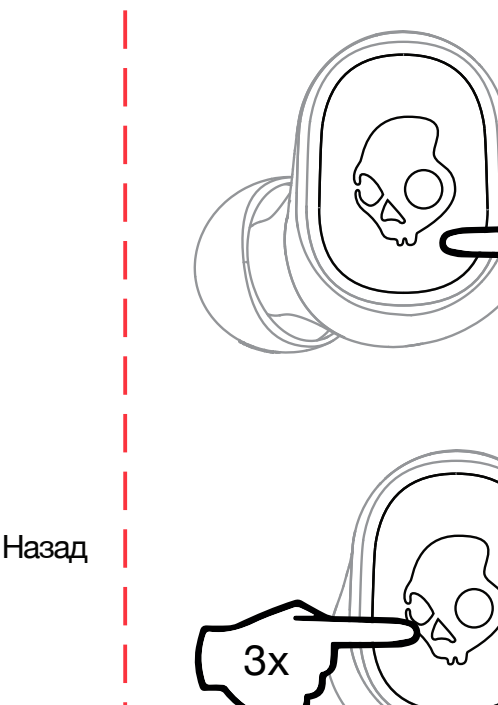

Activate Voice Assistant
Activer l'assistant vocal
Activar el asistente de voz
Attivare assistente vocale
Ativar assistente de voz
Sprachassistenten aktivieren
Stemhulp activeren
Aktivér talestøtte
Aktivoi ääniohjain
Aktiver taleassistent
Aktivera röstassistent
Активировать голосовой помощник
激活语音助理
ボイスアシスタントをアクティベートする
음성 인식 가동화
تنشيط المساعد الصوتي

Noise Cancellation

Left Earbud or Right Earbud
*Stereo Mode

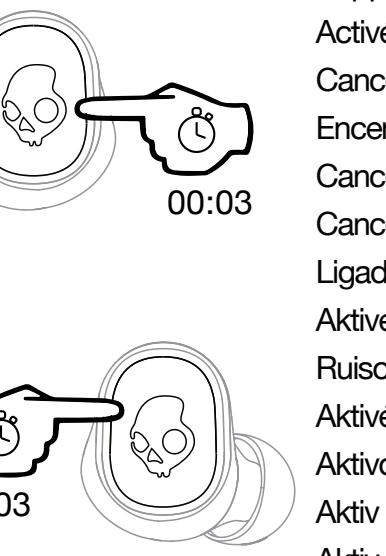

Active Noise Canceling (ANC) On/Off
Suppression Active du Bruit (SAB) Activée/Désactivée
Cancelación Activa del Ruido (ANC) Encendida/Apagada
Cancellazione attiva del rumore accesa/spenta
Cancelamento de Ruído Ativo (ANC) Ligado/Desligado
Aktive Geräuschunterdrückung (ANC) ein/aus
Ruisonderdrukking uitschakelen (ANC) på/av
Aktivér Støjundertrykkelse (ANC) på/av
Aktivoi Melunvaimennus (ANC) päällä/Pois Päältä
Aktiv Støykansellering (ANC) på/av
Aktiv Brusreducering (ANC) På/Av
Вкл. активное шумоподавление
主动降噪功能 (ANC) 开/关
アクティブノイズキャンセリング (ANC) オンオフ
능동 소음 제어 (ANC) 켜짐/꺼짐
تشغيل إلغاء الضوضاء النشطة (ANC)

Stay-Aware Mode

Left Earbud or Right Earbud
*Stereo Mode

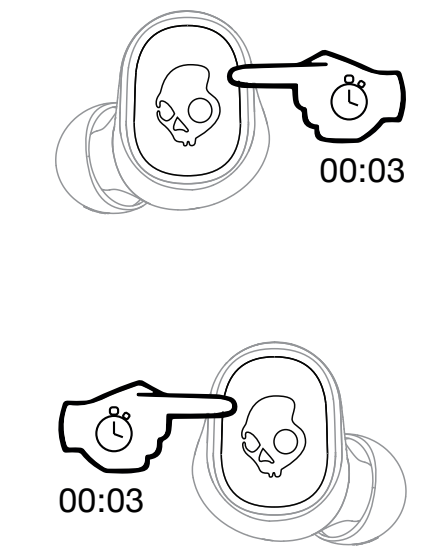

Ambient mode
Mode ambiant
Modo ambiente
Modalità ambiente
Modo ambiente
Umgebungsmodus
Omgevingsmodus
Omgivelsestilstand
Ympäristön tila
Omgivelsesmodus
Omgivningsläge
Окружающий режим
環境模式
アンビエントモード
주변 모드
الوضع المحيط

EQ Switch

*In App Only
*Skullcandy App Required

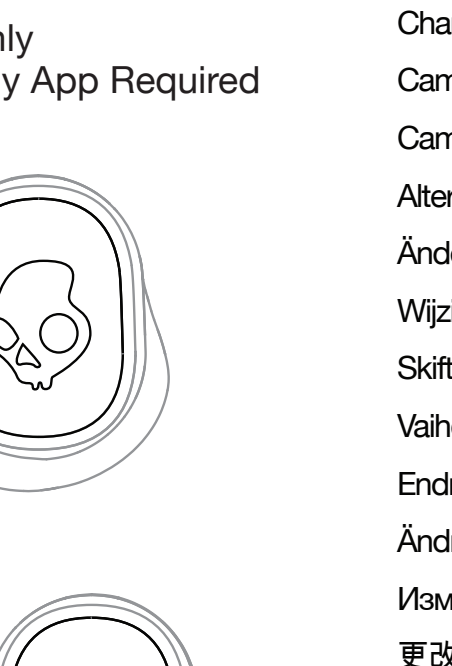

Change equalizer modes
Changer les modes d'égaliseur
Cambiar modos de ecualizador
Cambia modalità equalizzatore
Alterar os modos do equalizador
Ändern Sie den Equalizer-Modus
Wijzig de equalizermodi
Skift udligningstilstande
Vaihda taajuuskorjaimen tiloja
Endre utjevningsmodus
Ändra utjämnarlägen
Изменить режим эквалайзера
更改均衡器模式
イコライザーモードの変更
이퀄라이저 모드 변경
تغيير أوضاع التعادل

Re-Sync Earbuds

Both Earbuds
*On Mode
*Bluetooth Disconnected

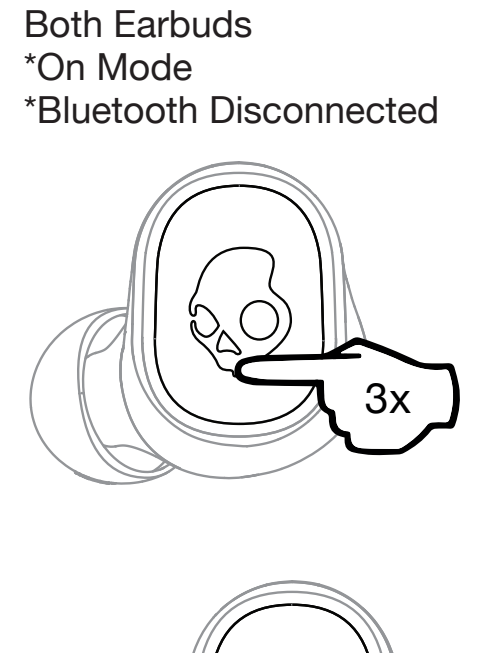

Re-sync earbuds
Re-synchroniser les écouteurs
Volver a sincronizar los auriculares
Risincronizza gli auricolari
Sincronizar novamente os fones de ouvido
Synchronisieren Sie die Ohrhörer erneut
Synkroniser øretelefoner igen
Synchroniseer de oordopjes opnieuw
Synkronoi korvanapit uudelleen
Synkronisera öronsnäckorna igen
Synkroniser ørepluggene på nytt
Повторно синхронизировать наушники
重新同步耳塞
イヤフォンを再同期する
이어 버드 재 동기화
إعادة مزامنة سماعات الأذن

Find With Tile™

Both Earbuds
*Tile App Required

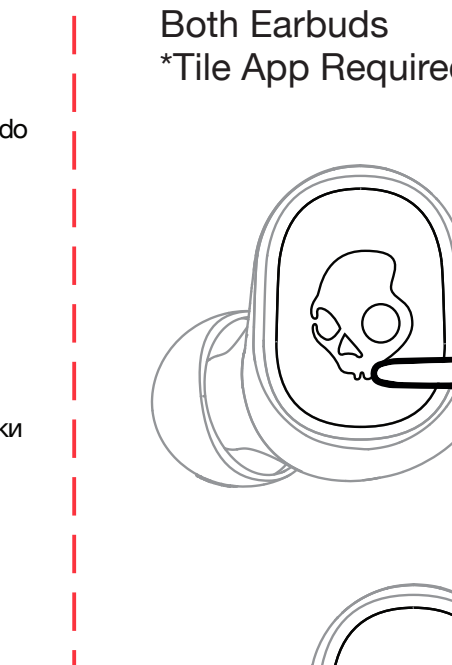

Pair Tile™
Associer Tile™
Emparejar Tile™
Abbinare Tile™
Emparelhar Tile™
Tile™ koppeln
Met Tile™ koppelen
Par med Tile™
Muodosta Tile™-laitepari
Sammenkoblemed Tile™
Para Tile™
Привязать Tile™
配对 Tile™
Tile™ をペアリングする
Tile™ 페어하기
قارن Tile TM

Clear Paired Device

Both Earbuds
*On Mode
*Bluetooth Disconnected

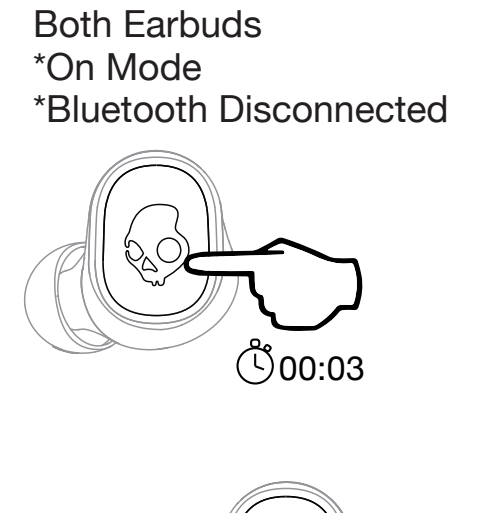

Reset Device
Réinitialiser l'Appareil
Reiniciar el Dispositivo
Ripristina Dispositivo
Reinicie o Dispositivo
Kopplung zurücksetzen
Reset het Apparaat
Nulstil Enhed
Nollaa Laite
Nulstil Enhed
Återställ Enhet
Сброс устройства
重置设备
デバイスをリセット
기기 재설정
إعادة ضبط الجهاز

Charge Earbuds

Earbud LED
*Red - Charging
*Blue - Fully Charged

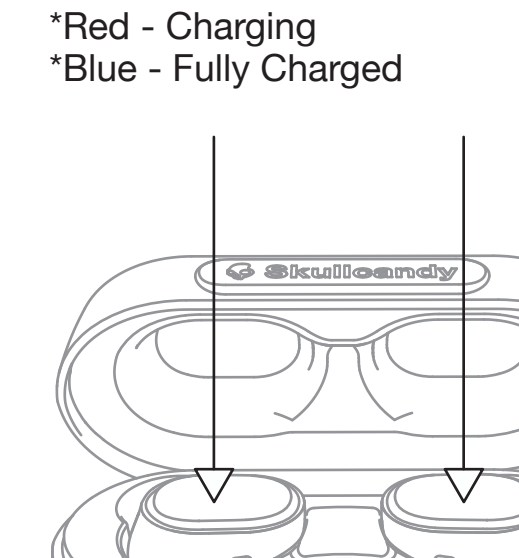

Charge Earbuds
Rechargez Les Écouteurs
Audífonos De Carga
Carica Gli Auricolari
Carregar Auriculares
Kopfhörer aufladen
Opladen Oordoppen
Oplad Høretelefoner
Lataa Nappikuulokkeet
Lade Øreplugger
Ladda Öronsnäckor
Наушники С Аккумулятором
为耳机充电
イヤホン充電
이어버드를 충전하세요
شحن سماعات الأذن

Charge the Case

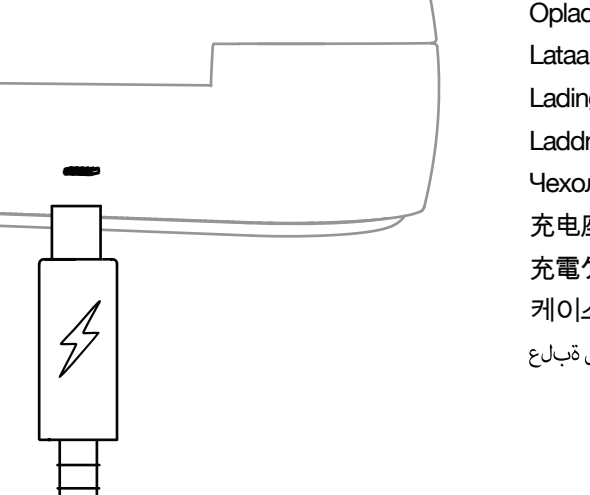

Charge Case
Rechargez L'étui
Estuche De Carga
Carica La Custodia
Estojo De Carregamento
Hülle aufladen
Oplaadetui
Opladeretui
Lataa Kotelo
Ladingseske
Laddningsfodral
Чехол-аккумулятор
充电座
充電ケース
케이스를 충전하세요
شحن علبة

EN Contains Li-ion battery. Battery must be recycled or disposed of properly.

FR Contient une batterie Li-ion.La batterie doit être recycle ou jet s correctement.

ES Contiene una batería Li-ion. La batería debe ser reciclada o desechada adecuadamente.

AR يحتوي على بطارية ليثيوم أيون. يجب إعادة تدوير البطارية أو التخلص منها بشكل صحيح.

R-C-Sku-S2TEW

ENERGY EFFICIENCY · Li-ion · PPB · NYCE

EN Made in Vietnam.
FR Fabriqué au Vietnam.
ES Hecho en Vietnam.
ZH 越南制造

Sesh ANC

MODEL: S2TEW
S2TEWL
FCC ID: Y22-S2TEW
IC: 10486A-S2TEW

Americas
Skullcandy, Inc.
6301 N Landmark Dr.
Park City, UT 84098 U.S.A.
Skullcandy.com

Canada
Skullcandy Canada ULC
329 Railway St. Unit 205
Vancouver, BC. V6A 1A4 Canada
Skullcandy.ca

Europe
Skullcandy Europe BV
Postbus 425
5500AK Veldhoven Nederland
Skullcandy.eu

Skullcandy UK LTD
Andrews House
College Road
Guildford
GU1 4QB
Skullcandy.co.uk

México
Skullcandy Mexico S de RL de CV
Aristoteles 218
Polanco IV Seccion, Miguel Hidalgo
11550, México City, México
Skullcandy.mx

Questions? Visit: www.skullcandy.com
Des questions? Visite: www.skullcandy.com
¿Preguntas? Visita: www.skullcandy.com
Domande? Visitare: www.skullcandy.com
Perguntas? Visita: www.skullcandy.com
Fragen? Besuch: www.skullcandy.com
Spørgsmål? Besøg: www.skullcandy.com
Vragen? Op bezoek komen: www.skullcandy.com
Spørsmål? Besøk: www.skullcandy.com
Frågor? Besök: www.skullcandy.com
Kysymyksiä? Vieraillа: www.skullcandy.com
Вопросов? Визит: www.skullcandy.com
问题？ 访问： www.skullcandy.com
質問? 訪問: www.skullcandy.com
질문? 방문: www.skullcandy.com
www.skullcandy.com: أسئلة؟ زوري:

EN Speaker Driver: 6mm, Impedance: 22 Ohms, THD <3%@50KHz-10KHz, Voltage Regulation: 3.7v, Bluetooth® 5.2, Frequency Band: 2.402GHz – 2.480GHz, Maximum Power: 12.93dBm, Weight: 62.5g. **FR** Driver Président: 6mm, Impédance: 22 Ohms, THD <3%@50KHz-10KHz, Tension: 3.7v, Bluetooth® 5.2, Bande de fréquence: 2.402GHz – 2.480GHz, Puissance Maximum: 12.93dBm, Poids: 62.5g. **ES** Controlador del altavoz: 6mm, Impedancia: 22 Ohms, THD <3%@50KHz-10KHz, Voltaje: 3.7v, Bluetooth® 5.2, Banda de Frecuencia: 2.402GHz – 2.480GHz, Poder Maximo: 12.93dBm, Peso: 62.5g. **DE** Lautsprecher -Treiber: 6mm, Impedanz: 22 Ohm, THD <3%@50KHz -10KHz, Spannungsregelung: 3.7v, Bluetooth® 5.2, Frequenzband: 2.402GHz – 2.480GHz, Maximale Performance: 12.93dBm, Gewicht: 62.5g. **JP** スピーカードライバー：6ミリメートル, インピーダンス：22オーム, THD <3%@50KHz-10KHz, 電圧レギュレーション：3.7v, のBluetooth® 5.2, 周波数帯: 2.402GHz – 2.480GHz, 最大パフォーマンス: 12.93dBm, 重量：62.5グラム。**ZH** 扬声器驱动器：6毫米, 阻抗：22欧姆, THD <3%@50KHz -10KHz, 电压调节：3.7, 蓝牙5.2, 频带: 2.402GHz – 2.480GHz, 最大功率: 12.93dBm, 重量：62.5克。

EN Skullcandy, and other marks are registered trademarks of Skullcandy, Inc. All rights reserved. **FR** Skullcandy, et les autres marques sont des marques déposées de Skullcandy, Inc. Tous droits réservés. **ES** Skullcandy, y las demás marcas son marcas registradas de Skullcandy, Inc. Todos los derechos reservados.

EN Maximum operating temperature 45°C.
FR Température maximale de fonctionnement 45°C.
ES Temperatura máxima de funcionamiento 45°C.
DE Maximale Betriebstemperatur 45°C.
JP 最高使用温度は45°Cです。
ZH 最高工作温度 45°C。

FCC Compliance Statement
This device complies with Part 15 of the FCC Rules. Operation is subject to the following two conditions: (1) this device may not cause harmful interference, and (2) this device must accept any interference received, including interference that may cause undesired operation.

Changes or modifications not expressly approved by the party responsible for compliance could void the user's authority to operate the equipment.

This equipment has been tested and found to comply with the limits for a Class B digital device, pursuant to Part 15 of the FCC Rules. These limits are designed to provide reasonable protection against harmful interference in a residential installation. This equipment generates, uses and can radiate radio frequency energy and, if not installed and used in accordance with the instructions, may cause harmful interference to radio communications. However, there is no guarantee that interference will not occur in a particular installation.
If this equipment does cause harmful interference to radio or television reception, which can be determined by turning the equipment off and on, the user is encouraged to try to correct the interference by one or more of the following measures:
-- Reorient or relocate the receiving antenna.
-- Increase the separation between the equipment and receiver.
-- Connect the equipment into an outlet on a circuit different from that to which the receiver is connected.
-- Consult the dealer or an experienced radio/TV technician for help.

ISED Compliance Statement
This device contains licence-exempt transmitter(s)/receiver(s) that comply with Innovation, Science and Economic Development Canada's licence-exempt RSS(s). Operation is subject to the following two conditions: (1)This device may not cause interference.(2)This device must accept any interference, including interference that may cause undesired operation of the device.

L'émetteur/récepteur exempt de licence contenu dans le présent appareil est conforme aux CNR d'Innovation, Sciences et Développement économique Canada applicables aux appareils radio exempts de licence. L'exploitation est autorisée aux deux conditions suivantes :(1)L'appareil ne doit pas produire de brouillage; (2)L'appareil doit accepter tout brouillage radioélectrique subi, même si le brouillage est susceptible d'en compromettre le fonctionnement.

ISED SAR Compliance Statement
This equipment complies with ISED radiation exposure limits set forth for an uncontrolled environment. End user must follow the specific operating instructions for satisfying RF exposure compliance. This transmitter must not be co-located or operating in conjunction with any other antenna or transmitter.
The portable device is designed to meet the requirements for exposure to radio waves established by the ISED. These requirements set a SAR limit of 1.6 W/kg averaged over one gram of tissue. The highest SAR value reported under this standard during product certification for use when properly worn on the head.
Cet équipement est conforme aux limites d'exposition aux rayonnements ISED établies pour un environnement non contrôlé. L'utilisateur final doit suivre les instructions spécifiques pour satisfaire les normes. Cet émetteur ne doit pas être co-implanté ou fonctionner en conjonction avec toute autre antenne ou transmetteur.
Le dispositif portatif est conçu pour répondre aux exigences d'exposition aux ondes radio établie par le développement énergétique DURABLE. Ces exigences un SAR limite de 1,6 W/kg en moyenne pour un gramme de tissu. La valeur SAR la plus élevée signalée en vertu de cette norme lors de la certification de produit à utiliser lorsqu'il est correctement porté sur la tête.

FCC SAR Statement
This equipment complies with FCC radiation exposure limits set forth for an uncontrolled environment. End user must follow the specific operating instructions for satisfying RF exposure compliance. This transmitter must not be co-located or operating in conjunction with any other antenna or transmitter.
The portable device is designed to meet the requirements for exposure to radio waves established by the Federal Communications Commission (USA). These requirements set a SAR limit of 1.6 W/kg averaged over one gram of tissue. The highest SAR value reported under this standard during product certification for use when properly worn on the head.

CAUTION
Risk of explosion if the bttery is replaced by an incorrect type; disposal of a battery into fire or a hot oven, or mechanically crushing or cutting of a battery, that can result in an explosion; leaving a battery in an extremely high temperature surrounding environment that can result in an explosion or the leakage of flammable liquid or gas; a battery subjected to extreamly low air pressure that may result in an explosion or the leakage of flammable liquid or gas.

حذر
خطر الانفجار إذا تم استبدال البطري بنوع غير صحيح ؛ التخلص من البطارية في النار أو في فرن ساخن ، أو التكسير الميكانيكي للبطارية أو قطعها ، مما قد يؤدي إلى حدوث انفجار ؛ ترك البطارية في درجة حرارة عالية للغاية في البيئة المحيطة مما قد يؤدي إلى انفجار أو تسرب سائل أو غاز قابل للاشتعال ؛ تتعرض البطارية لضغط هواء منخفض للغاية قد يؤدي إلى انفجار أو تسرب سائل أو غاز قابل للاشتعال.

SIMPLIFIED EU
DECLARATION OF CONFORMITY
Hereby, Skullcandy Internation GmbH declares that the radio equipment type [Model: S2TEW] is in compliance with Directive 2014/53/EU.The full text of the EU declaration of conformity is available at the following internet address: skullcandy.eu/product-documents

DÉCLARATION DE
CONFORMITÉ SIMPLIFIÉE DE L'UE
Skullcandy Internation GmbH déclare par la présente que le type [...] S2TEW] est conforme à la directive 2014/53 / UE.Le texte [...] disponible à l'adresse Internet suivante: skullcandy.eu/product-documents

DECLARACIÓN DE CONFORMIDAD SIMPLIFICADA DE LA UE
Por la presente, Skullcandy Internation GmbH declara que el [...] cumple con la Directiva 2014/53 / UE.El texto completo de la [...] disponible en la siguiente dirección de Internet: skullcandy.eu/product-documents

VEREENVOUDIGDE
EU-CONFORMITEITSVERKLARING
Hierbij verklaart Skullcandy Internation GmbH dat het type [...] Richtlijn 2014/53 / EU.De volledige tekst van de EU-conformiteitsverklaring [...] internetadres: skullcandy.eu/product-documents

FORENKLET
EU-ERKLÆRING OM OVERENSSTEMMELSE
Hermed erklærer Skullcandy Internation GmbH at radioutstyrt[...] 2014/53 / EU.Den fulle teksten til EU-samsvarserklæringen er [...] skullcandy.eu/product-documents

YKSINKERTAINEN
EU: N VAATIMUSTENMUKAISUUSVAKUUTUS
Tällä tavoin Skullcandy Internation GmbH vakuuttaa, että radio[...] 2014/53 / EU mukainen.EU: n vaatimustenmukaisuusvakuutu[...] Internet-osoitteessa: skullcandy.eu/product-documents

FÖRENKLAD
EU-FÖRSÄKRAN OM ÖVERENSSTÄMMELSE
Häri förklarar Skullcandy Internation GmbH att radioutrustningstypen [Modell: S2TEW] överensstämmer med direktiv 2014/53 / EU.Den fullständiga texten till EU-försäkran om överensstämmelse finns på följande internetadress: skullcandy.eu/product-documents

FORENKLET
EU-OVERENSSTEMMELSESERKLÆRING

Skullcandy

1 YEAR GLOBAL WARRANTY

EN Skullcandy products are backed by a 1-year warranty. If it doesn't work the way we promised, we'll make it right. For claims, questions, or Terms & Conditions:
U.S. & Canada only: visit Skullcandy.com/warranty or call 1-888-MYSKULL
All other countries: visit Skullcandy.com/support/international-support

Many electrical items can be repaired or recycled, saving natural resources and the environment. If you do not recycle, electrical equipment will end up in landfill where hazardous substances will leak out and cause soil and water contamination – harming wildlife and also human health. To remind you that old electrical equipment can be recycled, it is now marked with a crossed out wheeled bin symbol. Please do not throw any electrical equipment (including those marked with the crossed out wheeled bin symbol) in your bin.
Many Local Authorities will have containers that collect batteries for recycling. Public buildings and your workplace may also have containers. If you do not recycle, batteries will end up in landfill where hazardous substances will leak out and cause soil and water contamination – harming wildlife and also human health. Batteries containing hazardous materials such as mercury (Hg), cadmium (Cd) or lead (Pb) are marked with their chemical symbols as well. This symbol means that according to local laws and regulations the battery shall be disposed of separately from household waste. When this product reaches its end of life, take it to a collection point designated by local authorities or return to purchase location for recycling or disposal.

separado de los desechos domésticos. Cuando este producto llegue al final de su vida útil, llévelo a un punto de recolección designado por las autoridades locales o devuélvalo al lugar de compra para su reciclaje o eliminación.

IT I prodotti Skullcandy sono coperti da una garanzia di 1 anno. Se non funziona come promesso, lo faremo bene. Per reclami, domande o Termini e condizioni:
Solo Stati Uniti e Canada: visita Skullcandy.com/warranty o chiama il numero 1-888-MYSKULL
Tutti gli altri paesi: [...]

Monilla paikallisilla viranomaisilla on säiliöitä ja astioita, joihin akut voidaan jättää kierrätettäviksi. Julkisissa rakennuksissa sekä omalla työpaikallasi saattaa myös olla tällaisia säiliöitä. Jos akkuja ei kierrätetä, ne päätyvät kaatopaikalle, jossa vaaralliset aineet vuotavat ulos ja saastuttavat maaperää ja vesistöjä – vahingoittaen näin luontoa sekä ihmisten terveyttä. Vaarallisia materiaaleja – kuten elohopeaa (Hg), kadmiumia (Cd) tai lyijyä (Pb) – sisältävissä akuissa on lisäksi kyseisten aineiden kemialliset merkit. Merkki tarkoittaa, että paikallisten lakien ja säännösten mukaan akku tulee hävittää [...]

soptunna.
Många lokala myndigheter har behållare för uppsamli[...]