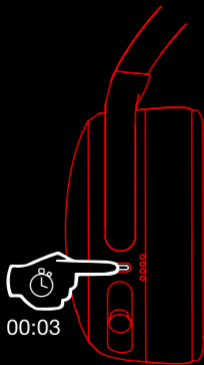




USER GUIDE

Crusher ANC

Power - On / Off



Power - On / Off

Allumé / éteint

Encendido / Apagado

Accensione / Spegnimento

Ligar / Desligar

Ein / Aus

Aan / Uit

Tænd / Sluk For Strøm

Virta Päälle / Pois

Strøm Av / På

Ström Av / På

Включить / выключить

Питание

开机/关机

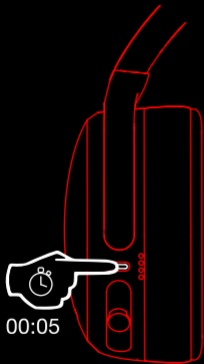
電源 - On/off

전원 켜기/끄기

لي غشت لى فاق ي إ / لى غشت لى

Pairing Mode

*Off Mode



Pair New Device

Coupler Nouvel Appareil

Vincular Nuevo Dispositivo

Accoppia Nuovo Dispositivo

Emparelhar Novo Dispositivo

Mit Neuem Gerät Koppeln

Nieuw Apparaat Koppelen

Pardan Ny Enhet

Muodosta uusi laitepari

Sammenkoble Ny Enhet

Para Ny Enhet

Сопряжение Нового Устройства

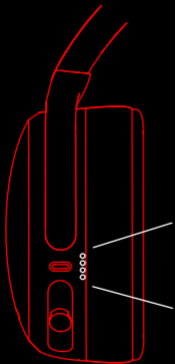
配对新设备

新しいデバイスをペアリング

새 기기 짝맞추기

ديدج زاھج ءج وازم فااقي | عضو

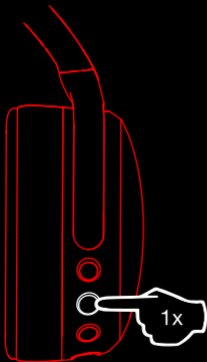
Pair New Device "Crusher ANC"



- Pairing Mode
- Mode Couplage
- Modo De Vinculación
- Modalità Di Accoppiamento
- Modo Emparelhamento
- Koppelingsmodus
- Paarmodus
- Pardannelsestilstand
- Laiteparin m uodostutila
- Sammenkoblingsmodus
- Parningsläge
- Режим Сопряжения
- 配对模式
- ペアリングモード
- 페어링 모드

سج وازم لاء عرضو

Play / Pause



Play / Pause

Lecture / Pause

Reproducir / Pausar

Riproduci/Pausa

Reproduzir / Colocar Em Pausa

Wiedergabe / Pause

Afspelen / Pauzeren

Afspil / Pause

Toisto / Tauko

Spill / Pause

Spela Upp / Pausa

Воспроизведение / пауза

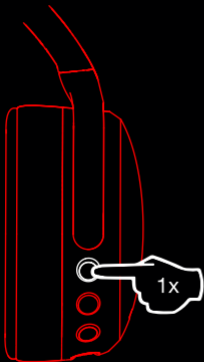
播放/暫停

再生 / 一時停止

재생/일시 정지

توقۇم فااڧي / لايغۇشت

Volume Up



Volume Up

Volume +

Subir Volumen

Aumento volume

Aumentar O Volume

Lautstärke Erhöhen

Volume Omhoog

Skru Op For Lydstyrken

Äänvoimakkuuden lisäys

Volum Opp

Öka Volymen

Увеличение Громкости

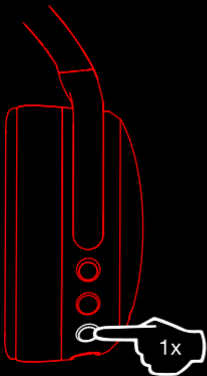
音量増大

音量を上げる

볼륨 높이기

توضیحات یوتیوب عارف

Volume Down



Volume Down

Volume -

Bajar Volumen

Riduzione Volume

Diminuir O Volume

Lautstärke Senken

Volume Omlaag

Skru Ned For Lydstyrken

Äänenvoimakkuuden vähennys

Volum Ned

Sänka Volymen

Уменьшение Громкости

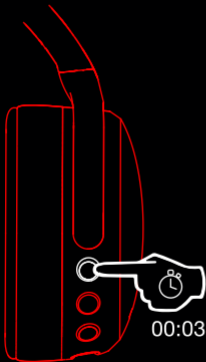
音量减小

音量を下げる

볼륨 낮추기

توضیحات یوتیوب: ضفخ

Track Forward



Track Forward

Piste Suivante

Adelantar

Brano successivo

Faixa Seguinte

Nächster Titel

Volgend Nummer

Skift Til Næste Musiknummer

Kelaus eteenpäin

Neste Spor

Nästa Ljudspår

Переключение На 1 Трек Вперед

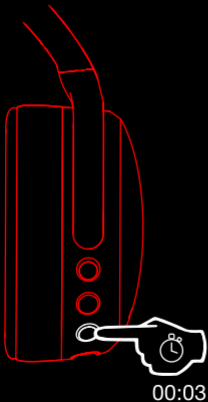
下一曲目

次のトラックを再生する

다음 트랙으로

مسار إلى الأمام

Track Back



Track Back

Piste Précédente

Retroceder

Brano Precedente

Faixa Anterior

Vorangehender Titel

Vorig Nummer

Musiknummer Tillbage

Kelaus taaksepäin

Forrige Spor

Byta Till Föregående Spår

Переключение На 1 Трек Назад

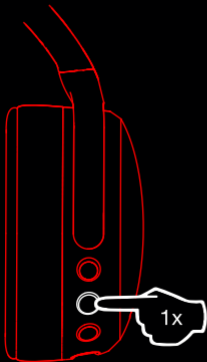
上一曲目

前のトラックを再生する

이전 트랙으로

فلخدا يلى لى راسم

Answer / End Phone Calls



Answer / End

Répondre / Fin

Responder / Colgar

Risposta/Fine

Atender / Desligar

Annehmen / Beenden

Beantwoorden / Beëindigen

Besvar / Afslut

Vastaus / Lopetus

Svar / Avslutt

Svara / Lägg På

ОТВЕТИТЬ / ЗАКОНЧИТЬ

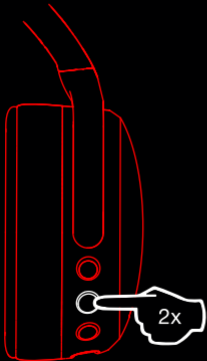
接听/结束

応答 / 終了

전화 받기/끊기

اهان إلیا / درلیا

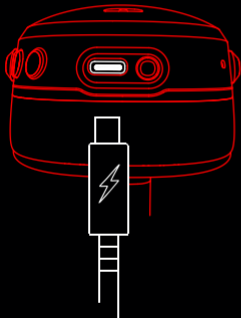
Activate Voice Assistant



Activate Voice Assistant
Activer l'Assistant Vocal
Activar el Asistente de Voz
Attivare Assistente Vocale
Ativar Assistente de Voz
Sprachassistenten aktivieren
Stemhulp Activeren
Aktivér Talestøtte
Aktivoi ääniohjain
Aktiver Taleassistent
Aktivera Röstassistent
Активировать голосовой помощник
激活语音助理
ボイスアシスタントを起動する
음성 인식 가동화

ةي تومسلا ةدع اسملا طيشنت

Charge



Charge

Charge

Cargar

Carica

Carregar

Aufladen

Opladen

Oplad

Lataus

Lading

Ladda

Зарядка

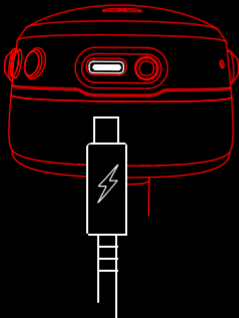
充电

充電

충전

قح ش لآ

Rapid Charge: 10 minutes = 3 hours



Rapid Charge: 10 minutes = 3 hours

Charge Rapide : 10 minutes = 3 heures

Carga Rápida: 10 minutos = 3 horas

Carica rapida: 10 minuti = 3 ore

Carregamento Rápido: 10 minutos = 3 horas

Schnelles Aufladen: 10 Minuten = 3 Stunden

Snelladen: 10 minuten = 3 uur

Hurtig Opladning: 10 minutter = 3 timer

Pikalataus: 10 minuuttia = 3 tuntia

Hurtiglading: 10 minutter = 3 timer

Snabbladdning: 10 minuter = 3 timmar

Быстрая зарядка: 10 минут = 3 часов

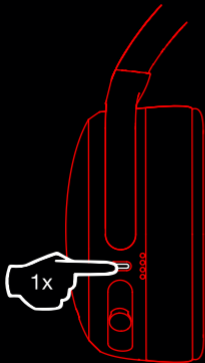
快速充电 : 10 分钟 = 3 小时

高速充電 : 10 分 = 3 時間

새 장치 페어링

تعارف اس = 3 قیاقد : 10 عیروس نوحش

Check Battery Life



Check Battery

Vérifier l'autonomie

Comprobar la Duración de la Batería

Controllare la Durata della Batteria

Verifique a Vida útil da Bateria

Akkustand überprüfen

Levensduur Accu Controleren

Kontrollér Batteriets Levetid

Tarkista akunkesto

Sjekk Batterilevetid

Kontrollera Batteriets Laddningsnivå

Проверить уровень заряда аккумулятора

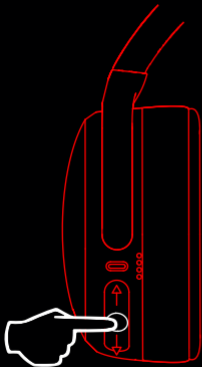
検査電池电量

バッテリー残量の確認

배터리 수명 확인하기

بەریارەتە ئامێرەکە ئۆتۆماتیک دەکۆنڕۆڵ دەکات

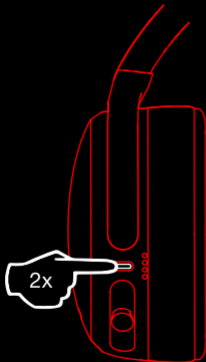
Adjustable Haptic Bass



“Slide Up/Down”

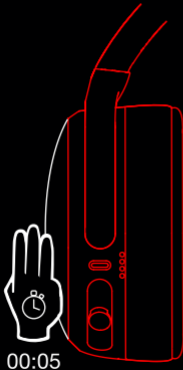
Bass Control
Contrôle De Basse
Control De Graves
Controllo Dei Bassi
Ajuste De Graves
Bassregler
Lage Tonen
Baskontrol
Basson Säätö
Basskontroll
Baskontroll
Регулятор Баса
低音调节
低音調整
베이스 제어
ريجلا ي ف م ك ح ت ل ا

ANC - Off



- Active Noise Canceling (ANC) Off
- Suppression Active du Bruit (SAB) Désactivée
- Cancelación Activa del Ruido (ANC) Apagada
- Cancelazione attiva del rumore spenta
- Cancelamento de ruído Ativo (ANC) Desligado
- Aktive Geräuschunterdrückung (ANC) aus
- Ruisonderdrukking Inschakelen (ANC)
- Aktivér stojredukcija (ANC)
- Aktivoi Melunvaimennus (ANC) Pois Päältä
- Aktiv Stoykanserling (ANC) av
- Aktiv Brusreducering (ANC) Av
- Выкл. активное шумоподавление
- 主动降噪功能 (ANC) 关
- アクティブノイズキャンセリング (ANC) OFF
- 능동 소음 제어 (ANC) 꺼짐
- ANC (ANC) ةطشرنللا ءاضروضلا ءاغلا فءاقيا

Ambient Mode On / Off



Ambient Mode - On / Off
Mode Recherche On / Off
Modo de Monitorización Encendido / Apagado
Modalità Monitor Acceso / Spento
Modo de Monitor Ligado / Desligado
Monitormodus Ein / Aus
Monitormodus Aan / Uit
Skærmtilstand Til / Fra
Näytön Tila Päällä / Pois Päältä
Overvåkingsmodus Av / På
Skärmläge På / Av
Вкл./выкл. режим монитора
监听模式开/关
モニターモード- ON / OFF
새 장치 페어링
سبق قارم ال اعضو فاقايي / ليع غشت

Tile™ Enabled: Download the App



tile

Download the Tile™ App

Télécharger l'app Tile™

Descargar la Aplicación Tile™

Scaricare l'App Tile™

Transfira a Aplicação Tile™

Die Tile™-App Herunterladen

De Tile™-app downloaden

Download Tile™ App

Lataa Tile™-sovellus

Last ned Tile™-Appen

Ladda ner Tile™-Appen

Загрузить приложение Tile™

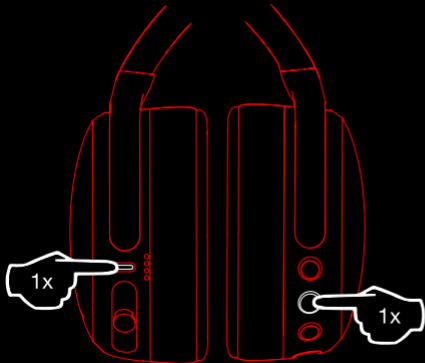
下载 Tile™ 应用

Tile™ アプリをダウンロードする

Tile™ 앱 다운로드하기

Tile™ قىب طت لى غشت

Pair Tile™

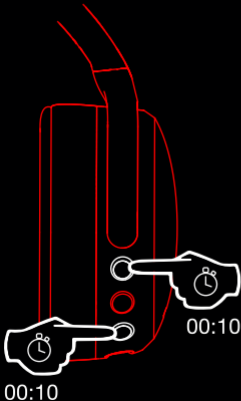


tile

- Pair Tile™
- Associer Tile™
- Emparejar Tile™
- Abbinare Tile™
- Emparelhar Tile™
- Tile™ koppeln
- Met Tile™ koppelen
- Par med Tile™
- Muodosta Tile™-laitepari
- Sammenkoblemed Tile™
- Para Tile™
- Привязать Tile™
- 配对 Tile™
- Tile™ をペアリングする
- Tile™ 페어링하기
- توافق Tile™

Reset Device

Hold Together




- Reset Device
- Réinitialiser l'Appareil
- Reiniciar el Dispositivo
- Ripristina Dispositivo
- Reinicie o Dispositivo
- Rückstelleinrichtung
- Reset het Apparaat
- Nulstil Enhed
- Nollaa Laite
- Nulstil Enhed
- Återställ Enhet
- Сброс устройства
- 重置设备
- デバイスをリセット
- 기기 재설정
- زاهجلا طبض ةداعا



USER GUIDE

Back Up Cable With Mic1

Bluetooth Functions Disabled with Aux Cable



Bluetooth® Disabled with Aux Cable

Bluetooth® désactivé avec câble auxiliaire

Bluetooth® desactivado con cable auxiliar

Bluetooth® disabilitato con cavo ausiliario

Bluetooth® desativado com cabo auxiliar

Bluetooth® deaktiviert mit AUX-Kabel

Bluetooth® uitgeschakeld bij gebruik van AUX-kabel

Bluetooth® deaktivert, når der anvendes hjælpekabel

Bluetooth® poistettu käytöstä lisäkaapelilla

Bluetooth® deaktivert med Aux-kabel

Bluetooth® inaktiverad med ljudkabel

Выключение Bluetooth® при подключенном

вспомогательном кабеле

使用辅助线缆时 Bluetooth® 禁用

AUXケーブル使用時はBluetooth®は不動作化されます

가동 중단 → 끄기

يُفاد إزالة لبلوتوث مع Bluetooth® ليطاعت

Microphone Function with Aux Cable



Microphone Function with Aux Cable

Fonction de Microphone Avec Câble Auxiliaire

Función de Micrófono con Cable Auxiliar

Funzione del Microfono con Cavo Ausiliario

Função do Microfone com Cabo Auxiliar

Mikrofon-Funktion mit Hilfskabel

Microfoonfunctie met Hulpkabel

Mikrofonfunksjon med Hjælpkabel

Mikrofonitoiminto lisäkaapelilla

Mikrofon funksjon med hjelpkabel

Mikrofonfunktion med manöverkabel

Работа микрофона 1 при подключенном

вспомогательном кабеле

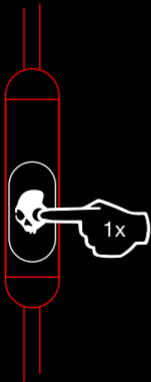
带辅助电缆的麦克风功能

AUXケーブルによるマイク機能

보조 케이블을 통한 마이크 1 기능

يفاض الإل لب الكال عم 1 نوفر كيم لآ ءفيظو

Answer / End Phone Calls



Answer / End

Répondre / Fin

Responder / Colgar

Risposta / Fine

Atender / Desligar

Annehmen / Beenden

Beantwoorden / Beëindigen

Besvar / Afslut

Vastaus / Lopetus

Svar / Avslutt

Svara / Lägg På

ОТВЕТИТЬ / закончить

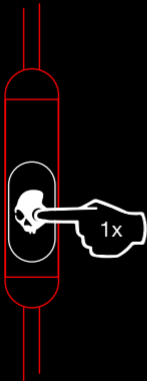
接听/结束

応答 / 終了

전화 받기/끊기

ءاهن إلی / درلأ

Play / Pause



Play / Pause

Lecture / Pause

Reproducir / Pausar

Riproduci / Pausa

Reproduzir / Colocar Em Pausa

Wiedergabe / Pause

Afspelen / Pauzeren

Afspil / Pause

Toisto / Tauko

Spill / Pause

Spela Upp / Pausa

Воспроизведение / пауза

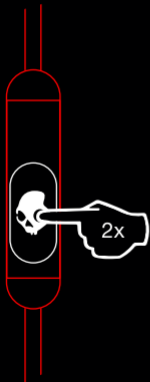
播放/暂停

再生 / 一時停止

재생/일시 정지

توقّف فاقّي | لي غثرت

Track Forward



Track Forward

Piste Suivante

Adelantar

Brano successivo

Faixa Seguinte

Nächster Titel

Volgend Nummer

Skift Til Næste Musiknummer

Kelaus eteenpäin

Neste Spor

Nästa Ljudspår

Переключение На 1 Трек Вперед

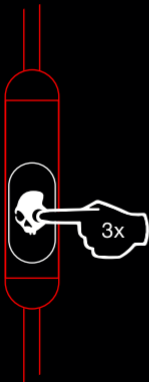
下一曲目

次のトラックを再生する

다음 트랙으로

مسار إلى الأمام

Track Back



Track Back

Piste Précédente

Retroceder

Brano precedente

Faixa Anterior

Vorangehender Titel

Vorig Nummer

Musiknummer Tilbage

Kelaus taaksepäin

Förrige Spor

Byta Till Föregående Spår

Переключение На 1 Трек Назад

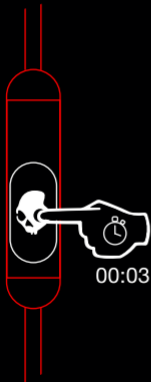
上一曲目

前のトラックを再生する

이전 트랙으로

فلخ لاءى لى راسم

Activate Voice Assistant



Activate Voice Assistant

Activer l'assistant Vocal

Activar el Asistente de Voz

Attivare assistente vocale

Ativar Assistente de Voz

Sprachassistenten Aktivieren

Stemhulp Activeren

Aktivér Talestotte

Aktivoi ääniohjain

Aktiver Taleassistant

Aktivera Röstassistent

Активировать голосовой помощник

激活语音助理

ボイスアシスタントを起動する

가동화 -> 활성화

يتم وصلها دغ اسمها طي شذت

Questions Visit: www.skullcandy.com

Si vous avez des questions, allez sur :
www.skullcandy.com

Si tienes dudas, visita: www.skullcandy.com

Domande Visitare il sito: www.skullcandy.com

Fazer perguntas: www.skullcandy.com

Fragen Besuch: www.skullcandy.com

Voor vragen bezoek: www.skullcandy.com

For spørsmål se: www.skullcandy.com

Vastauksia löytyy: www.skullcandy.com

For spørsmål, besøk: www.skullcandy.com

Vid frågor, besök: www.skullcandy.com

Если у вас возникнут вопросы, посетите:
www.skullcandy.com

如有问题请访问: www.skullcandy.com

質問がある場合はこちらをご覧ください:

www.skullcandy.com

문의 사항: www.skullcandy.com

www.skullcandy.com:

ذراي زب لخدمت، مثال واسات ي أكيدل ناک اذا:

www.skullcandy.com

ISED Statement

This device contains licence-exempt transmitter(s) / receiver(s) that comply with Innovation, Science and Economic Development Canada's licence-exempt RSS(s). Operation is subject to the following two conditions:

- (1) This device may not cause interference.
- (2) This device must accept any interference, including interference that may cause undesired operation of the device.

L'émetteur / récepteur exempt de licence contenu dans le présent appareil est conforme aux CNR d'Innovation, Sciences et Développement économique Canada applicables aux appareils radio exempts de licence. L'exploitation est autorisée aux deux conditions suivantes:

- (1) L'appareil ne doit pas produire de brouillage;
- (2) L'appareil doit accepter tout brouillage radioélectrique subi, même si le brouillage est susceptible d'en compromettre le fonctionnement.

ISED SAR Statemen

This equipment complies with ISED radiation exposure limits set forth for an uncontrolled environment. End user must follow the specific operating instructions for satisfying RF exposure compliance. This transmitter must not be co-located or operating in conjunction with any other antenna or transmitter. The portable device is designed to meet the requirements for exposure to radio waves established by the ISED. These requirements set a SAR limit of 1.6 W/kg averaged over one gram of tissue. The highest SAR value reported under this standard during product certification for use when properly worn on the body.

Cet équipement est conforme aux limites d'exposition aux rayonnements ISED établies pour un environnement non contrôlé. L'utilisateur final doit suivre les instructions spécifiques pour satisfaire les normes. Cet émetteur ne doit pas être co-implanté ou fonctionner en conjonction avec toute autre antenne ou transmetteur. Le dispositif portatif est conçu pour répondre aux exigences d'exposition aux ondes radio établie par le développement énergétique DURABLE. Ces exigences un SAR limite de 1,6 W/kg en moyenne pour un gramme de tissu. La valeur SAR la plus élevée signalée en vertu de cette norme lors de la certification de produit à utiliser lorsqu'il est correctement porté sur le corps.

Made for Apple badge only

Use of the Made for Apple badge means that an accessory has been designed to connect specifically to the Apple product(s) identified in the badge and has been certified by the developer to meet Apple performance standards. Apple is not responsible for the operation of this device or its compliance with safety and regulatory standards.

The FCC Compliance Statement

This device complies with part 15 of the FCC Rules. Operation is subject to the following two conditions:


(1) This device may not cause harmful interference, and (2) this device must accept any interference received, including interference that may cause undesired operation. Changes or modifications not expressly approved by the party responsible for compliance could void the user's authority to operate the equipment. This equipment has been tested and found to comply with the limits for a Class B digital device, pursuant to part 15 of the FCC Rules. These limits are designed to provide reasonable protection against harmful interference in a residential installation. This equipment generates, uses and can radiate radio frequency energy and, if not installed and used in accordance with the instructions, may cause harmful interference to radio communications. However, there is no guarantee that interference will not occur in a particular installation. If this equipment does cause harmful interference to radio or television reception, which can be determined by turning the equipment off and on, the user is encouraged to try to correct the interference by one or more of the following measures:


- Reorient or relocate the receiving antenna.
- Increase the separation between the equipment and receiver.
- Connect the equipment into an outlet on a circuit different from that to which the receiver is connected.
- Consult the dealer or an experienced radio /TV technician for help.


- (1) 이 기기는 가정용으로 전자파적합등록을 한 기기로서 주거지역에서는 물론 모든 지역에서 사용할 수 있습니다.
- (2) 당해 무선설비는 전파혼신 가능성이 있으므로 인명안전과 관련된 서비스는 할 수 없음.

根據 NCC 低功率電波輻射性電機管理辦法規定：第十二條 經型式認證合格之低功率射頻電機，非經許可，公司、商號或使用者均不得擅自變更頻率、加大功率或變更原設計之特性及功能。第十四條 低功率射頻電機之使用不得影響飛航安全及干擾合法通信；經發現有干擾現象時，應立即停用，並改善至無干擾時方得繼續使用。前項合法通信，指依電信法規定作業之無線電通信。低功率射頻電機須忍受合法通信或工業、科學及醫療用電波輻射性電機設備之干擾。

EN Speaker Driver: 40mm, Impedance: $32\Omega \pm 15\%$, THD $<1\%$ @1K, Voltage Regulation: 3.8v, Bluetooth® 5.0, Frequency Band: 2402MHz–2480MHz, Maximum Power: $<9.1\text{dBm}$, Weight: 308.66g. **FR** Driver Président: 40mm, Impédance: $32\Omega \pm 15\%$, THD $<1\%$ @1K, Tension: 3.8v, Bluetooth® 5.0, Bande de fréquence: 2402MHz–2480MHz, Puissance Maximum: $<9.1\text{dBm}$, Poids: 308.66g. **ES** Controlador del altavoz: 40mm, Impedancia: $32\Omega \pm 15\%$, THD $<1\%$ @1K, Voltaje: 3.8v, Bluetooth® 5.0, Banda de frecuencia: 2402MHz–2480MHz, Poder Maximo: $<9.1\text{dBm}$, Peso: 308.66g. **DE** Lautsprecher -Treiber: 40mm, Impedanz: $32\Omega \pm 15\%$, THD $<1\%$ @1K, Spannungsregelung: 3.8V, Bluetooth® 5.0, Frequenzband: 2402MHz–2480MHz, Maximale Performance: $<9.1\text{dBm}$, Gewicht: 308.66g. **JP** スピーカードライバー : 40ミリメートル, インピーダンス : 32オーム, THD $<1\%$ @1Kの, 電圧レギュレーション : 3.8Vの, のBluetooth® 5.0, 周波数帯: 2402MHz–2480MHz, 最大パフォーマンス: $<9.1\text{dBm}$, 重量 : 308.66グラム。 **ZH** 扬声器驱动器 : 40毫米, 阻抗 : 32欧姆, THD $<1\%$ @1K, 电压调节 : 3.8V, 蓝牙5.0, 频带: 2402MHz–2480MHz, 最大功率: $<9.1\text{dBm}$, 重量 : 308.66克。

EN Skullcandy, , and other marks are registered trademarks of Skullcandy, Inc. All rights reserved.

FR Skullcandy, , et les autres marques sont des marques déposées de Skullcandy, Inc. Tous droits réservés.

ES Skullcandy, , y las demás marcas son marcas registradas de Skullcandy, Inc. Todos los derechos reservados.

Americas
Skullcandy, Inc.
6301 N Landmark Dr.
Park City, UT 84098 U.S.A.
Skullcandy.com

Europe
Skullcandy Europe BV
Postbus 425
5500AK Veldhoven Nederland
Skullcandy.eu

Canada
Skullcandy Canada ULC
329 Railway St. Unit 205
Vancouver, BC. V6A 1A4 Canada
Skullcandy.ca

México
Skullcandy Mexico S de RL de CV
Aristoteles 218
Polanco IV Seccion, Miguel Hidalgo
11550, México City, México
Skullcandy.mx

Japan/日本
Skullcandy Japan合同会社
〒150-0001 東京都渋谷区神宮前
5-17-11 パークサイドオーサキ2階
Skullcandy Japanカスタマーサービス
商品についてのお問い合わせはこちら
Skullcandy.jp

EN Contains Li-ion battery. Battery must be recycled or disposed of properly.

FR Contient une batterie Li-ion. La batterie doit être recyclée ou jetée correctement.

ES Contiene una batería Li-ion. La batería debe ser reciclada o desechada adecuadamente.

EN The *Bluetooth*® word mark and logos are registered trademarks owned by Bluetooth SIG, Inc. and any use of such marks by Skullcandy, Inc. is under license. **TILE** is a trademark of Tile, Inc ©2019 Tile, Inc. San Mateo, CA U.S.A. All Rights Reserved. **FR** La marque verbale et les marques figuratives *Bluetooth*® sont des marques déposées de la société Bluetooth SIG, Inc. et toute utilisation de ces marques par Skullcandy, Inc. s'effectue sous licence. **TILE** est une marque déposée de Tile, Inc. ©2019 Tile, Inc. San Mateo, CA États-Unis. Tous droits réservés.

EN Made in China.

FR Fabriqué en Chine.

ES Hecho en China.

ZH 中国制造

MODEL: S6CPW

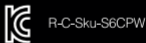
FCC ID: Y22-S6CPW

IC: 10486A-S6CPW

Hardware: Version 8

Software: v5.0

Bluetooth: 2402MHz-2480MHz @ <9.1dBm



IC SAR

This equipment complies with ISED radiation exposure limits set forth for an uncontrolled environment. End user must follow the specific operating instructions for satisfying RF exposure compliance. This transmitter must not be co-located or operating in conjunction with any other antenna or transmitter.

The portable device is designed to meet the requirements for exposure to radio waves established by the ISED. These requirements set a SAR limit of 1.6 W/kg averaged over one gram of tissue. The highest SAR value reported under this standard during product certification for use when properly worn on the body.

Cet équipement est conforme aux limites d'exposition aux rayonnements ISED établies pour un environnement non contrôlé. L'utilisateur final doit suivre les instructions spécifiques pour satisfaire les normes. Cet émetteur ne doit pas être co-implanté ou fonctionner en conjonction avec toute autre antenne ou transmetteur.

Le dispositif portatif est conçu pour répondre aux exigences d'exposition aux ondes radio établie par le développement énergétique DURABLE. Ces exigences un SAR limite de 1,6 W/kg en moyenne pour un gramme de tissu. La valeur SAR la plus élevée signalée en vertu de cette norme lors de la certification de produit à utiliser lorsqu'il est correctement porté sur le corps.

Apple, iPhone, and iPod are trademarks of Apple Inc., registered in the U.S. and other countries. The trademark "iPhone" is used in Japan with a license from Aiphone K.K.

