


Towel Dryer Installation Manual

1. Installation set includes*

- 1.1. 10mm Dowel 3 pcs.
- 1.2. Dowel Screw 3 pcs.
- 1.3. Hanger Body (a) 3 pcs.
- 1.4. Hanger Body (b) 3 pcs.
- 1.5. Hanger Head 3 pcs.
- 1.6. Hanger Cap 3 pcs.
- 1.7. Hanger Level Screw 3 pcs.
- 1.8. Hanger Holding Screw 3 pcs.
- 1.9. Ventilating Cap 3 pcs.
- 1.10. Blocking Cap 1 pcs.

*Before starting installation check the list of installation set. Replace missing items before installation. Do not use sharp material to open packages.



1.1. Dowel



1.2. Dowel Screw (a)



1.3. Hanger Body



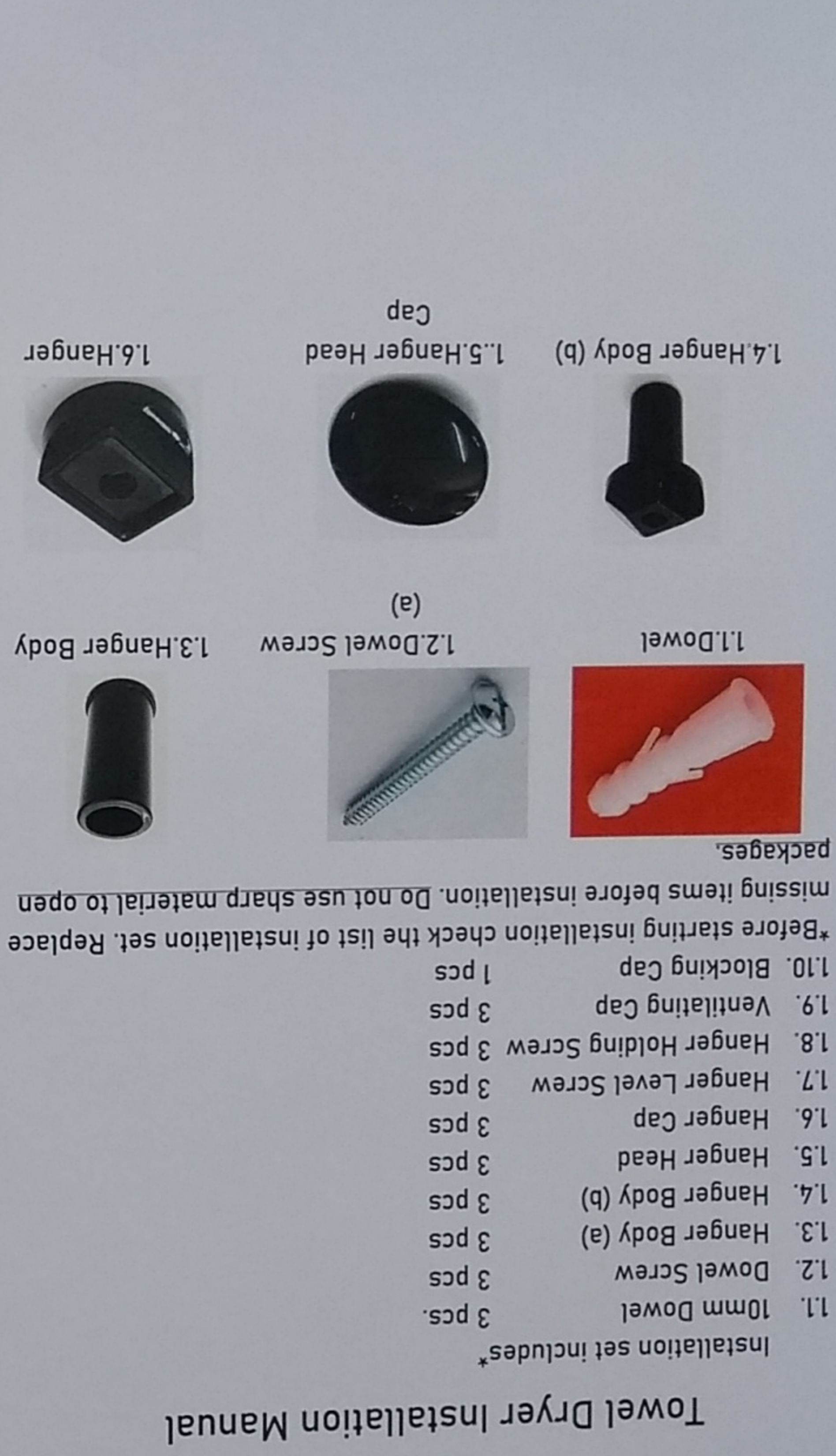
1.4. Hanger Body (b)



1.5. Hanger Head Cap



1.6. Hanger



1.7. Hanger Level Screw



1.9. Ventilating Cap



1.10. Blocking Cap



1.8. Hanger Holding Screw

2. According to the pipe lines of your application determine the installation position and level the towel dryer.


2.1. Determine the ends for installing "Ventilating Cap" and "Blocking Caps". "Ventilating Cap" should be slightly higher than "Blocking Caps" to ventilate any air left in the pipes after the installation.

2.2. Install your "Ventilating Cap" and "Blocking Caps". Tighten the caps.

3. Mark your "Hanger" on the wall with a marker.

3.1. Place two hangers upper side of towel dryer. Make sure towel dryer is centered.

3.2. Place one hanger down side of towel dryer. Make sure it is centered.



4. Drill holes for the dowels on your marks.

5. Install "Dowel"s with a small hammering.

6. Install "Hanger Body (a)" with placing "Dowel Screws" inside

7. Install "Hanger Body (b)" and "Hanger Head" using "Hanger Holding Screw" tightly to the according gaps of towel dryer. Do not tighten yet.

8. Place the towel dryer with holders to the three "Hanger Body (a)" pieces on the wall.

9. Check for level adjustment. Screw "Hanger Level Screw"s to combine "Hanger Body (a)" and "Hanger Body (b)". Tighten the "Hanger Holding Screw"s. Place "Hanger Cap"s to hide the screws.

10. Install valves of heating pipelines. Use sealing tapes or liquids.

11. Pressurize the towel dryer. Check for any leaks at valves and caps. Tighten and seal any leaks found. If any leaks found on body of towel dryer contact your dealer.

12. Use it with joy.

