









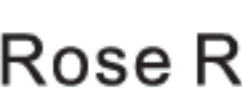



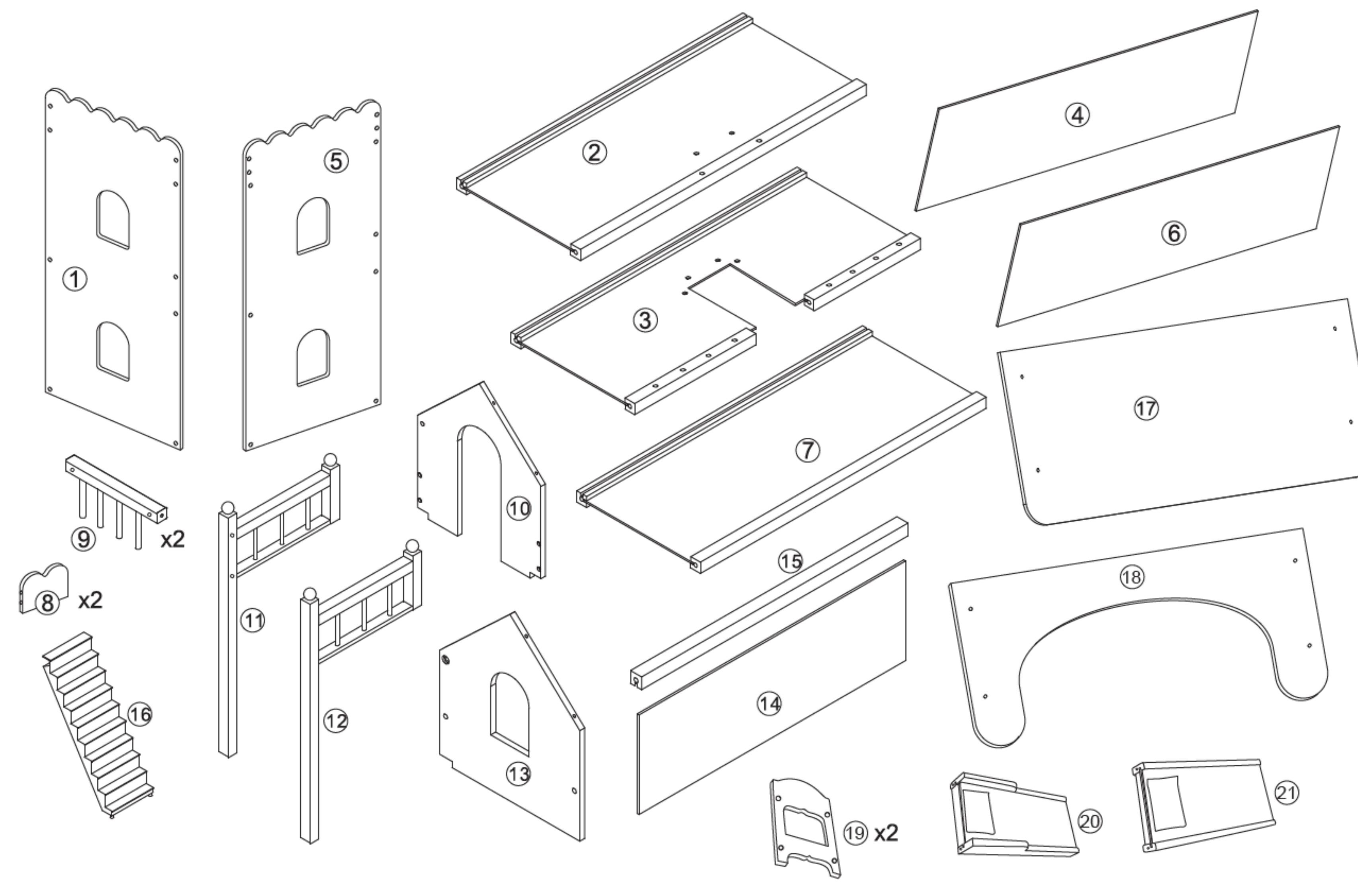
### Parts List

- A. Yellow Cross Dowel Bolt x 12  

- B. Cross Dowel Nut x 20  

- C. Cross Dowel Bolt x 4  

- D. Yellow Cross Dowel Bolt x 4  

- E. Large Head Screw x 2  

- F. Yellow Large Head Screw x 4  

- G. Rose Red Large Head Screw x 4  

- H. White Large Head Screw x 8  

- I. Large Head Screw x 4  

- J. Pink Large Head Screw x 8  

- K. Yellow Cross Dowel Bolt x2  

- L. Rose Red Insert Bolt x 2  


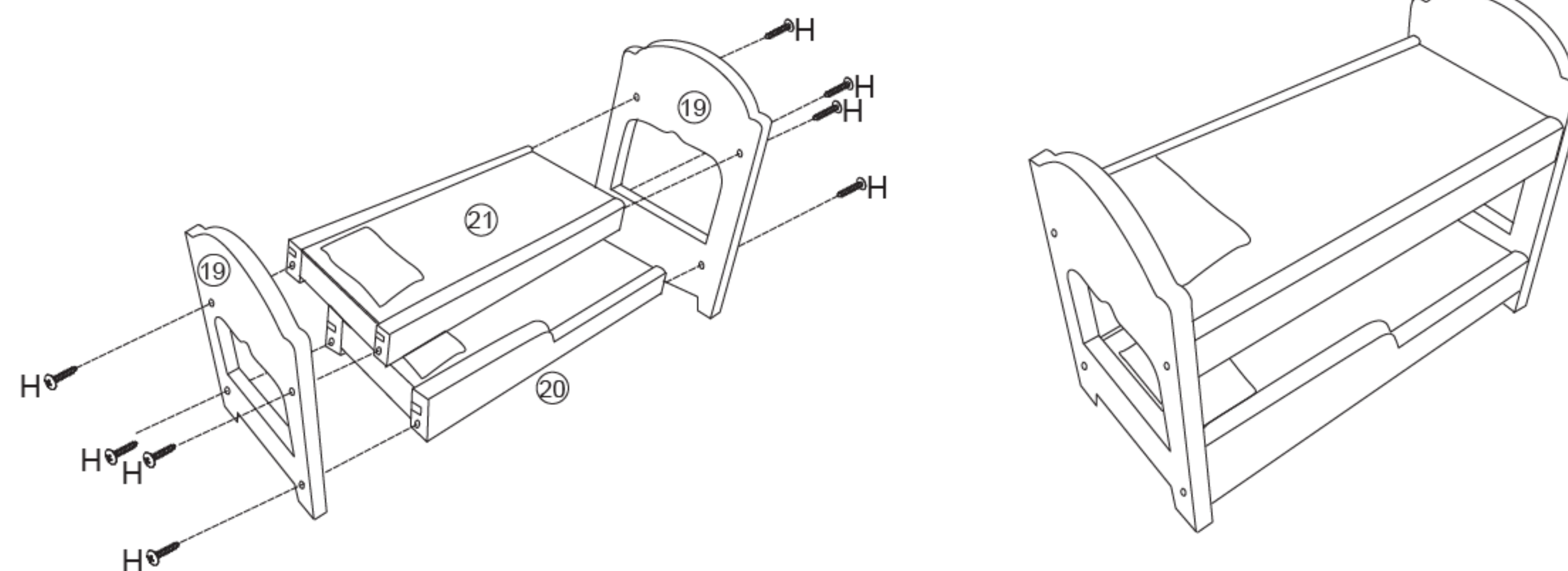
Allen wrench x 1



The following tool (not included) is required for assembly:  
Phillips screwdriver



### Bed Assembly



### WARNING !

Not suitable for children under 3 years due to small parts. **CHOKING HAZARD !** Hardware contains small screws with sharp points. Children shall not climb or pull on the doll house .

### CAUTION !

Adult assembly required. Regularly check the screws are tight. Wipe clean with a damp cloth. Keep this information for future reference.



Made in china



bopster.eu