

W WHARFEDALE

AURA Series



User Manual

AURA 1

AURA 2

AURA 3

AURA 4

AURA C

AURA CS

3 YEAR WARRANTY



Scan the QR code using a smart-phone device, for product warranty registration online.

Important Safety Information



This symbol indicates that there are important operating and maintenance instructions in the literature accompanying this unit.

Read these instructions. Keep these instructions. Heed all warnings. Follow all instructions.

Before making any connections, switch all the units in your system off at the mains.

Set the volume control at minimum when you switch on your system or change sources, and turn the level up gradually.

DO NOT use your amplifier at full volume.

Ensure that all loudspeakers in the system are correctly wired.

DO NOT subject your loudspeakers to excessive cold, heat, humidity or sunlight.

Loudspeakers should not be placed directly facing other hi-fi units, or share the same shelf or cabinet.

DO NOT place heavy objects on top of loudspeakers.

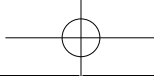
Some manufacturers forbid the placing of objects on top of their TV sets. Check your TV handbook before installing the speaker directly on your TV set. Consult your TV dealer if you are in any doubt.

DO NOT connect speaker terminals to the mains supply.

DO NOT dismantle the loudspeaker. There are no user-serviceable parts inside it and you will void the warranty by doing so.

Refer all servicing to qualified service personnel. Servicing is required when the apparatus has been damaged in any way, the apparatus has been exposed to rain or moisture, does not operate normally, or has been dropped.

Caution: Changes or modifications not expressly approved by the manufacturer could void the user's authority to operate this device.



CONTENTS

- 04 Class-leading Innovation.
Stunning Realism.
- 05 Designer's Notes
- 14 Loudspeaker Installation
- 17 Warranty Coverage
- 20 Technical Data

Class-leading Innovation.
Stunning Realism.

 W H A R F E D A L E
Loudspeaker manufacturer since 1932

Founded in 1932, Wharfedale's founder, Gilbert Briggs, had one goal in mind – to bring music into the home by designing loudspeakers that conveyed the impact, thrill and emotion of performance in an entirely natural and realistic way.

Thus he created the first true hi-fi experience for connoisseurs of music in the home and continued to introduce technology that would enhance the listening experience – like the first commercial crossover, foam surrounds and the slot port system.

Today Wharfedale engineers follow the same dictum, utilising technology where it truly matters to develop loudspeakers that reveal the passion and excitement behind the musical performance.

AURA is the latest innovation in the family of class-leading Wharfedale speakers. Taking inspiration from the flagship ELYSIAN series, by way of fit, finish and technological derivatives, AURA is another boundary-breaking model that challenges the norms of value while delivering all the detail, energy and thrill of your music collection.

 Designed & engineered
in the United Kingdom

Designer's Notes

AURA continues the Wharfedale tradition of offering exceptional performance and value for money with a range of speakers that offer the home listener and dedicated audiophile a combination of monitor-class audio transparency together with class-leading levels of musical enjoyment.

Borrowing heavily from the advanced technology of the elite Elysian research project, AURA features the Wharfedale AMT high-frequency transducer, glass fibre matrix midrange and bass cones, the SLPP port system and multi-layer cabinets.




Wharfedale AMT High Frequency Transducer

Unlike conventional dome or other ribbon and planar diaphragms, the Wharfedale AMT high-frequency transducer does not move forwards and backwards like a piston. It is therefore not constrained by the mass of its diaphragm, with the attendant blurring of transient response. Instead the diaphragm is folded and carries conductive elements immersed in an immensely strong magnetic field. When the music signal from the amplifier traverses the diaphragm, the folds constrict and expand. This has the effect of squeezing the air between the folds, rapidly altering its pressure to accurately transmit the equivalent pressure wave received by the microphone(s) in the recording studio.



Designer's Notes

The AMT diaphragm is also operating over a large area, for advanced efficiency, and is able to generate transient acoustic power quite easily. Wharfedale's design team have improved the AMT unit in AURA loudspeakers to extend the response to 36kHz (-6dB) allowing a smooth and linear response to 22kHz (+3dB). The result is exceptional clarity of treble detail allied to realistic transient response, smoothly enhancing the harmonic overtones of voices and instruments whilst providing shimmering realism to percussion such as cymbals.



Glass Fibre Matrix cones

As Wharfedale engineers found when designing the Elysian series, the transient accuracy and efficiency of the AMT needs to be matched by the midrange and bass drivers for a seamless audio performance. Accordingly, AURA also uses a proprietary woven glass-fibre matrix diaphragm for the midrange and bass cones terminated by high flexibility rubber surrounds. The voice coils driving the cones are immersed in high-flux magnetic fields, with eddy currents and inductance controlled by Copper-clad pole pieces.



These low-distortion motor systems are mounted on die-cast aluminium chassis, each fixed to the cabinet by six high-tensile bolts to maintain the rigidity of structure and provide accurate transient response. The rubber trim rings surrounding each chassis are not just a cosmetic feature but also control any resonance occurring at the junction of the aluminium chassis and wood cabinet.

Designer's Notes

Multi-layer lacquered cabinet

AURA cabinets are, in many ways, a work of art. Available in Black, White and a feature grained Walnut real wood veneer, each cabinet is lacquered and polished to present a beautiful piece of furniture you will be proud to have in your home. The smooth curves to the cabinet are more than just eye catching. They help to disperse the acoustic output of the drive units smoothly into the room without undesirable reflections from otherwise sharp edges.



Underneath the polished lacquers lie cabinet walls built from multiple layers of differing woods designed to reduce panel resonance below audibility. This multi-layer construction, PROS (Panel Resonance Optimization System) has a further benefit - it inhibits the leakage of unwanted sound energy from inside the cabinet which would otherwise interfere with the forward output of the drive units.

Already, much of this internal sound energy is absorbed by multiple layers of matted long hair fibre - its damping factor specifically calculated to avoid rear reflection back out through the drive unit cones whilst still allowing unrestricted airflow to the SLPP reflex port system.

SLPP Reflex Design

Wharfedale's SLPP (Slot Loaded Profiled Port) bass reflex design was developed from an original idea of Gilbert Briggs, the entrepreneur who set up and ran Wharfedale from 1932 to 1964. In AURA loudspeakers, the high-pressure, high-velocity airflow from a downward-facing port is better matched to the low air pressure in the room by distributing the airflow through a series of slot ports in the plinth. This both reduces unwanted turbulence from the port and also improves the efficiency of the bass reflex system.



Designer's Notes

In conjunction with the low resonance of the bass units, the SLPP system provides bass extension to well down into and below the 30Hz region for AURA 2, 3 and 4, revealing the fundamentals of most musical instruments with excellent articulation, clarity and power. You can feel as well as hear the true acoustic power of the musical performance.

AURA Crossover

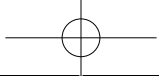
In many ways the crossover is the 'heart' of every loudspeaker. Wharfedale were one of the first domestic speaker manufacturers to utilise a crossover to divide the frequency band between drive units that were optimised for bass, midrange and treble.

But today's crossovers have to do more than just divide up the musical input to the loudspeaker and distribute it to the relevant drive units. The crossover also has to be matched accurately to the acoustic performance of each drive unit to achieve a blend between the drivers that is acoustically seamless. Although this process is aided by the sophisticated computer analysis available from measurements made by Wharfedale's engineers, the fine-tuning has to be done by ear using a variety of musical sources and styles.

In addition each crossover component has to be tested and evaluated for its acoustic transparency. Bass and midrange/treble crossovers are laid out on separate PCBs in order to reduce electromagnetic interference and coupled to their respective terminals to allow bi-wiring if required.

In fact this crossover fine-tuning can take hundreds of hours of listening and testing in order not only to provide a seamless blend but also to balance the fundamental and harmonic overtones of voices and instruments so that they sound stunningly realistic when replayed in the home. The result is that, when you close your eyes, the AURA speakers seem to disappear and you are simply enfolded in the musical experience.



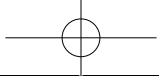


Designer's Notes



In 1979, Peter Comeau co-founded Heybrook Hi-Fi to design and manufacture the multi-award-winning HB1 and classic HB2 loudspeakers. In 2009, after leading IAG speaker development since the acquisition of Mission, Peter assumed overall acoustic design responsibility for all of the brands within the Group, including Wharfedale. With a deep respect for the history of these brands and the necessity to maintain each individual brand's design integrity, Peter continues to design award-winning speakers at IAG's research centres in Huntingdon, England, and Shenzhen, China.

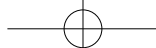
PETER COMEAU
Director of Acoustic Design
IAG Group Ltd.



AURA CS



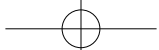
AURA C



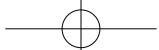
AURA 2



AURA 1



AURA 3



AURA 4

Loudspeaker Installation

Unpacking Your Loudspeakers

- Please read this manual as soon as you have opened the carton.
- Lift the loudspeaker carefully out of the packing. Do NOT try to lift the loudspeaker using the cloth bag.
- Unpack any accessories carefully.
- If there is any sign of damage or if the contents are incomplete, report this to your dealer as soon as possible.
- Retain the packing for future safe transport of the product. Dispose of the packing with respect to any recycling provisions in your area.

Attaching the Spikes to Floorstanding Model

- Make sure you have plenty of unobstructed working space and assistance for lifting and moving the speaker.
- Place a soft cloth or protective material on the floor to protect the loudspeaker.
- Invert the loudspeaker onto the cloth or protective surface.
- Thread a locknut onto each spike and loosely fix it up the thread.
- Thread the spikes into the spike inserts. Tighten them by hand until tight (do not use mechanical or power assisted tools for tightening)
- Invert the loudspeaker to the upright position. Be careful not to damage the floor with the spikes.



Levelling the Loudspeakers

- When the speaker is upright, with the spikes on the floor, you may find that the speaker is not completely level and/or one spike is not in full contact with the floor.
- In this instance; simply adjust the spikes by loosening or tightening as required.
- Spike seats are included in the accessories box for use with AURA 4 / AURA 3 feet, or corresponding AURA standmount speaker stands.
- Spike seats are for use on wood or stone floors etc. Simply place these underneath each spike to isolate the spike from the floor.
- When you are satisfied the spikes are adjusted correctly and the loudspeaker is stable on the floor, tighten the lock nuts.

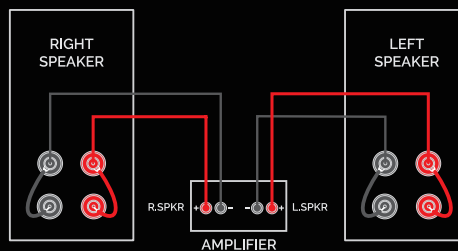
Looking After Your Loudspeaker

- This speaker is hand-finished with a genuine Piano-Lacquer. As with all real wood furniture finishes; exposure to direct sunlight, heat, cold and varying humidity can affect the natural properties of the speaker cabinet. We advise protecting the speaker from extreme variances in temperature and environment conditions.
- We advise that you do not place anything on the surface of the cabinets, to protect from damage. Treated with care, the genuine Piano-Lacquer finish will last a lifetime. They will age naturally and subtly, retaining the properties of the beautiful high gloss finish.
- Your Wharfedale loudspeakers use a specially hardwearing sealed finish. They should not be waxed or treated with spray polishes which will smear and dim their lustrous finish. Polish them with a dry or barely moist cloth to remove dust and finger marks, etc.
- Occasionally, remove the loudspeaker grilles and brush them gently with a soft brush before replacing them carefully.
- Avoid getting any liquid behind the grille. If you accidentally spill liquid on your loudspeakers, take them to your dealer for attention before using them again.

Loudspeaker Installation

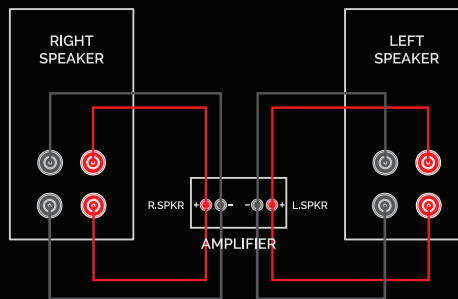
Standard Connection

- Connect the supplied link cables (from the accessories box) to the terminals of the loudspeaker.
- Choose a suitable length of twin core speaker cable for each channel and prepare the ends. Unscrew each terminal a few turns. Connect the red positive (+) terminal of the Left loudspeaker to the corresponding red positive (+) amplifier terminal. Connect the black negative (-) terminals similarly. Tighten the terminal securely.
- Repeat this procedure for the Right Channel. If you are standard wiring make sure the terminal links are securely in place.



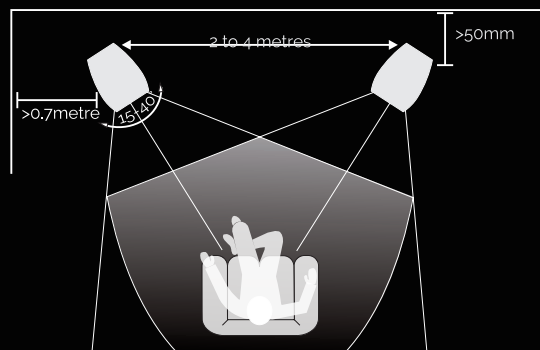
Bi-Wiring Connection

- Unscrew each terminal a few turns. Connect the cables between the amplifier and the loudspeakers as indicated above and re-tighten all the terminals securely.



Positioning Stereo Loudspeakers

- If you are sitting within 2m of the speakers, the distance between the speakers should be the same as between you and the speakers.
- Otherwise site the speakers between 2 to 4 metres apart, clear of rear walls and room corners.
- If the loudspeakers are placed too close to the walls the bass will increase but may be boomy and indistinct. If the loudspeakers are placed further away from the walls, the inward angle ("toe in") may be increased by up to 30%. As personal taste and room acoustics play a large role, experiment with different configurations and play a wide range of programme material before finalising the position of your speakers.
- The optimum listening position is in an area between the speakers broadly known as the "sweet spot". The more extreme the angle of toe-in the narrower the sweet spot. Wharfedale loudspeakers are designed to cover a wide sonic perspective so there should be no need for extreme settings. A mild angle inwards will cover a wide range of seating positions.
- The grilles are provided to protect the loudspeaker drive units from accidental damage. For critical listening, please remove the grilles.



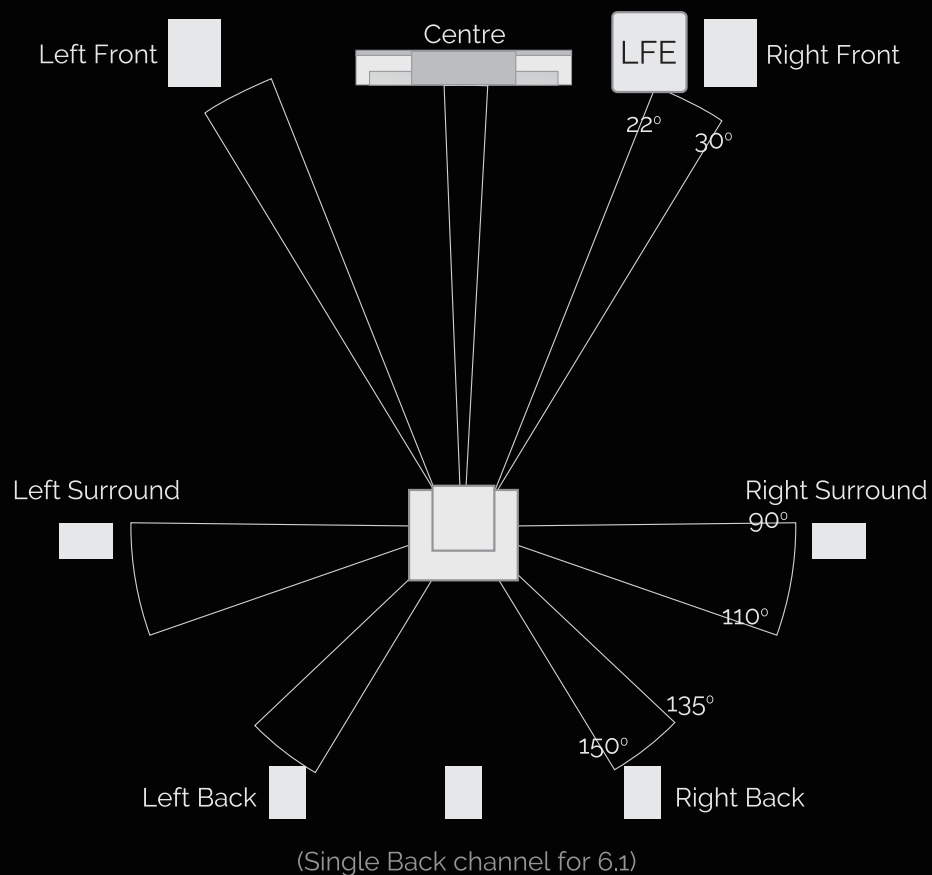
Loudspeaker Installation

Setting Up a Home Theatre System

- Front and Effects Channels: The front loudspeakers are placed on either side of the television screen, 2 to 3 metres apart. The speakers should be angled slightly so they are aimed towards listeners. We recommend placing the rear effects speakers in a high position, behind the listener's head. If the rear or side walls are a long way from the listening seat, consider stand mounting the loudspeakers. If the centre loudspeaker is very high or low, angle it towards the listener's ear level.
- The front faces of the centre and surround loudspeakers should also be in line as far as possible.
- Subwoofer: As the ear is unable to detect the direction from which deep bass originates, you have freedom to position the unit. Varying the distance from the wall alters the bass. Placing the subwoofer across a corner boosts the bass but may impair clarity. The performance of a home theatre system can be enhanced by using two subwoofers.

6.1 and 7.1 System Placement

- Dolby Labs, DTS and THX offer 6.1 and 7.1 format. Although the precise configuration of these systems will depend on the capabilities of your processor and you should be guided by those instructions, we would make some observation.
- For 6.1 and 7.1 formats the listening seat should not be too close to the rear wall.
- Optimising the time delay so that information from all speakers arrives the listening seat coherently is critical of the benefits of these systems are to be fully realised.
- Dolby Labs Recommended Placement for Multichannel Home Theater Systems.



Warranty Coverage

Your loudspeakers have been constructed to the highest standards. From top grade furniture construction and finish to carefully designed and selected acoustic components, Wharfedale speakers are built to provide a lifetime of sonic pleasure. We hope you will derive many years of good service from our products.

Wharfedale warrants its products, subject to the following terms and conditions below, to be free from defects in materials and workmanship.

Online Registration



Scan the QR code using a smart-phone device, for product warranty registration online.

- The three (3) year extended warranty is applicable to items purchased from Jan 1st 2021, onwards. Items purchased prior to this date are not eligible for this extended warranty service but are subject to statutory warranty claims and all applicable consumer rights.
- To qualify for the extended 3 year warranty, you must register your product within ninety (90) calendar days from the date of purchase. Visit wharfedale.co.uk/warranty-registration/ to complete your online registration. Items not registered online will have a Limited Warranty for one (1) year, or for the period of your country's statutory warranty, whichever is longer.
- Warranty can only be offered to products registered with proof of purchase with date, model and details of the authorised dealer clearly stated on the receipt/invoice. Please keep the original receipt/invoice in case it is required for a warranty claim.
- This Limited Warranty is non-transferable and is offered exclusively to the original owner.
- This Limited Warranty is valid only in the original country of purchase.
- Repairs or replacements are provided under this warranty are the exclusive remedy of the consumer. **Wharfedale** shall not be liable for any incidental or consequential damages for breach of any expenses or implied warranty with any product. Except to the extent prohibited by law, this warranty is exclusive and in lieu of all other warranties whatsoever, both expressed and implied, including but not limited to the warrant of merchantability and fitness for practical purpose.
- This warranty provides benefits that are additional to and do not affect your statutory consumer rights.
- This Limited Warranty offer is subject to correct information being submitted in your application. Incorrect dates or mismatched purchase receipt dates that are outside of the warranty terms will immediately invalidate any warranty claim.

**Please check with your dealer local distributor for further information.*

Warranty Coverage

Exclusions

- The following items are excluded from the **Wharfedale** warranty:
 - Normal wear and tear and cosmetic damage (including but not limited to any wear from reasonable use, environmental deterioration or neglect)
 - Products on which the serial number has been removed, altered or otherwise made illegible.
 - Products not purchased from an authorised **Wharfedale** dealer.
 - Products that were not new at the time of original purchase.
 - Products sold 'as is', 'as seen' or 'with faults'.
 - Product not purchased from an Authorised Dealer/Distributor within the region of the claim (ie parallel imports or grey market products)
 - Accidental damage or faults caused by commercial use, acts of God, incorrect installation, incorrect connection, incorrect packaging, misuse or careless operation or handling which is not in accordance with the user instructions.
 - Equipment that has been operated in conjunction with unsuitable, inappropriate or faulty apparatus.
 - Repairs, alterations or modifications carried out by parties other than **Wharfedale** or its authorised service partners.
 - Damage in transit that cannot be attributable to the fault of **Wharfedale**, the authorised distributor or dealer (ie. claims otherwise covered by transit insurance.)
 - Faults relating to abnormal or inappropriate power supply voltage or power surges.
 - Faults relating to extremities in temperature, exposure to heat, water or other liquids, insects, excessive moisture, sand, chemicals, battery leakage or any other contaminants.
 - Any force majeure events, including but not limited to any acts of God, fire, lightning, typhoon, storm, earthquake, hurricane, natural disaster, tsunami, flood, war, riot, public disturbance.
 - Any other causes beyond the reasonable control of either **Wharfedale** and its Authorised Distributor.
- Please note items purchased before 1st Jan 2021 are not eligible for the extended warranty claim.

Warranty Coverage

How to Claim

- To obtain warranty service please contact the authorised dealer from which you purchased this product and present the limited warranty certificate offered upon registration of your product's extended warranty offer.
- Do not dispatch goods without the prior agreement of the dealer distributor or authorised service centre.
- If asked to return products for inspection and or repair, please pack carefully preferably in the original carton or packaging affording an equal degree of protection and returned via insured, trackable courier service.
- The authorised dealer or distributor will offer full return details and instructions. However, please note if unsuitable packaging is used the warranty may be deemed void due to improper action in return.
- **Wharfedale** or the authorised distributor, dealer or service centre may make a charge for the supply of new packaging for the return of the repaired item. Please note, insurance is recommended as goods are returned at the owner's risk. Authorised distributors or service centres can not be held liable for loss or damage in transit. Insurance and freight charges on the return journey will be paid for by **Wharfedale**, authorised dealer, distributor or service centre if corrective work proves to be necessary.
- In the event of 'no-fault found' or 'no repair necessary', the return shipping charge will be the responsibility of the owner.

Repairs

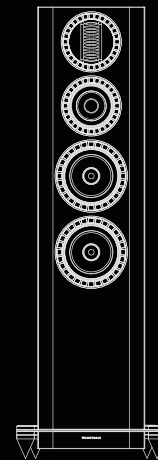
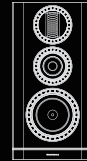

- All repairs will be carried out by the appointed distributor (or locally appointed service centre). Repairs handled or processed without authorisation or approval of the appointed representative will be excluded from this limited warranty. Please note, **Wharfedale** is not able to supply parts or replacement items to any other entity than the official distributor or authorised service centre.
- Other than the warranty and services set out in this warranty, to the fullest extent permitted by law, **Wharfedale** shall not be liable to you and/or any third party or entity whatsoever for:
 - Any loss, damages and/or malfunction caused to any product(s) which is/are connected to any of the products covered by this warranty.
 - Any damages, loss and liability, whether direct, indirect, incidental, consequential special, punitive or otherwise, howsoever caused by, arising out of or otherwise, in relation to the installation, delivery, use, service, repair, replacement and/or maintenance of the product.
 - Any damages, loss and liability under this warranty in respect of any act, omission, or negligence of any of their technicians, employees, agents, representatives or independent contractors relating to the actual or purported performance of any of the obligations under this warranty.

Service Centre Address

- For technical support, servicing or product queries and information please contact either your local retailer or the office below.
- IAG Service Dept., 13/14 Glebe Road, Huntingdon, Cambridgeshire, PE29 7DL, UK.
Tel: +44(0)1480 452561 Email: service@wharfedale.co.uk
For information on other authorised service centres worldwide contact **Wharfedale** International, UK.
- A world-wide distributors list is available on the **Wharfedale** website: www.wharfedale.co.uk

Technical Data

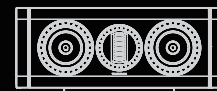
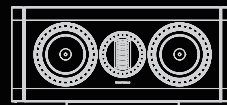
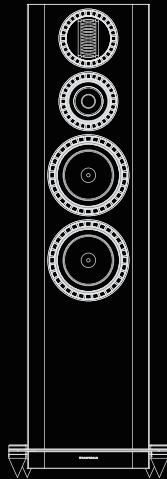
Specifications



Model	AURA 1	AURA 2	AURA 3
General description	2-way bookshelf speaker	3-way bookshelf speaker	3-way floorstanding speaker
Enclosure type	bass reflex	bass reflex	bass reflex
Transducer complement	2-way	3-way	3-way
ABR			
Bass driver	5"(130mm) Black Glass Fibre Matrix Cone	6.5"(150mm) Black Glass Fibre Matrix Cone	5"(130mm) Black Glass Fibre Matrix Cone x2
Midrange driver		4"(100mm) Black Glass Fibre Matrix Cone	4"(100mm) Black Glass Fibre Matrix Cone
High Frequency Driver	27°90mm AMT	27°90mm AMT	27°90mm AMT
AV shield	No	No	No
Sensitivity (2.83V @ 1m)	86dB	88dB	88dB
Recommended amplifier power	25-100W	25-150W	25-150W
Peak SPL	103dB	103dB	104dB
Nominal impedance	6Ω (8Ω compatible)	6Ω (8Ω compatible)	6Ω (8Ω compatible)
Minimum impedance	4.1Ω	3.5Ω	3.1Ω
Frequency response (+/-3dB)	48Hz ~ 22kHz	42Hz ~ 22kHz	39Hz ~ 22kHz
Bass extension (-6dB)	44Hz	33Hz	28Hz
Crossover frequency	2.9kHz	520Hz,4.5kHz	460Hz ,3.3kHz
Cabinet Volume (in litres)	16.5L	4.8L,29L	4L/42.8L
Dimensions (mm)			
Height (on plinth)	386mm	560mm	1037mm
Width	246mm	286mm	246mm
Depth (with terminals)	(300+52)mm	(350+52)mm	(300+52)mm
Carton size	640 x 425 x 510mm	505 x 425 x 730mm	455 x 395 x 1155mm
Net weight	12.5kg/pcs	20.5kg/pcs	23.0kg/pcs
Gross weight	26.5kg/ctn	22.5kg/ctn	25.0kg/ctn
Finish	Walnut/White/Black hi-gloss	Walnut/White/Black hi-gloss	Walnut/White/Black hi-gloss

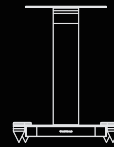

Technical Data

Specifications

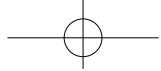


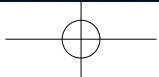
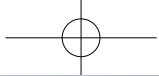
Model	AURA 4	AURA C	AURA CS
General description	3-way floorstanding speaker	2-way centre speaker	2-way centre speaker
Enclosure type	bass reflex	bass reflex	bass reflex
Transducer complement	3-way	2-way	2-way
ABR			
Bass driver	6.5"(150mm) Black Glass Fibre Matrix Cone x2	6.5"(150mm) Black Glass Fibre Matrix Cone x2	5"(130mm) Black Glass Fibre Matrix Cone x2
Midrange driver	4"(100mm) Black Glass Fibre Matrix Cone		
High Frequency Driver	27°90mm AMT	27°90mm AMT	27°90mm AMT
AV shield	No	No	No
Sensitivity (2.83V @ 1m)	89dB	89dB	88dB
Recommended amplifier power	30-200W	25-200W	25-150W
Peak SPL	107dB	107dB	105dB
Nominal impedance	4Ω (8Ω compatible)	4Ω (8Ω compatible)	6Ω (8Ω compatible)
Minimum impedance	3.1Ω	3.6Ω	3.8Ω
Frequency response (+/-3dB)	37Hz ~ 22kHz	48Hz ~ 22kHz	56Hz ~ 22kHz
Bass extension (-6dB)	26Hz	40Hz	45Hz
Crossover frequency	475Hz ,3.3kHz	1.9kHz	2.4kHz
Cabinet Volume (in litres)	4.8L/67.2L	39.5L	25.5L
Dimensions (mm)			
Height (on plinth)	1107mm	303mm	252mm
Width	286mm	668mm	615mm
Depth (with terminals)	(350+52)mm	(350+52)mm	(300+52)mm
Carton size	505 x 425 x 1255mm	820 x 505 x 430mm	725 x 420 x 345mm
Net weight	24.5kg/pcs	25.5kg/pcs	18.6kg/pcs
Gross weight	26.5kg/ctn	27.5kg/ctn	20.0kg/ctn
Finish	Walnut/White/Black hi-gloss	Walnut/White/Black hi-gloss	Walnut/White/Black hi-gloss

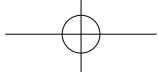
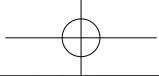
Specifications

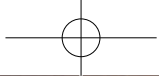


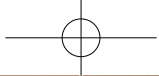
Model	AURA 1 Stand	AURA 2 Stand
General description	speaker stand	speaker stand
Measurements:		
Height:	615mm	485mm
Top Plate (W x D):	246 x 300mm	286 x 350mm
Base (W x D):	342 x 300mm	372 x 350mm
Materials:		
Columns	MDF spray paint	MDF spray paint
Top Plate	High Carbon Steel	High Carbon Steel
Base Plate	High Carbon Steel+MDF paint	High Carbon Steel+MDF paint
Base Spikes	Hardened High Carbon Steel	Hardened High Carbon Steel
Package Quantity:	Pair	Pair
Optional for:	AURA 1	AURA 2
Dimensions (mm)		
Height (on plinth)	615mm	485mm
Width	342mm	372mm
Depth (with badge)	300mm	350mm
Carton size	690 x 460 x 245mm	860 x 570 x 235mm
Net weight	11kg/pcs	12kg/pcs
Gross weight	23,6kg/ctn	25,2kg/ctn
Finish	Black Paint	Black Paint

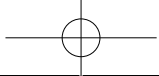












Class-Leading Innovation.
Stunning Realism.

 WHARFEDALE

IAG House, 13/14 Glebe Road, Huntingdon, Cambridgeshire, PE29 7DL, UK
Tel: +44(0)1480 452561 Email: service@wharfedale.co.uk <http://www.wharfedale.co.uk>
IAG reserves the right to alter the design and specifications without notice. All rights reserved © IAG Group Ltd.
Wharfedale is a member of the International Audio Group.