






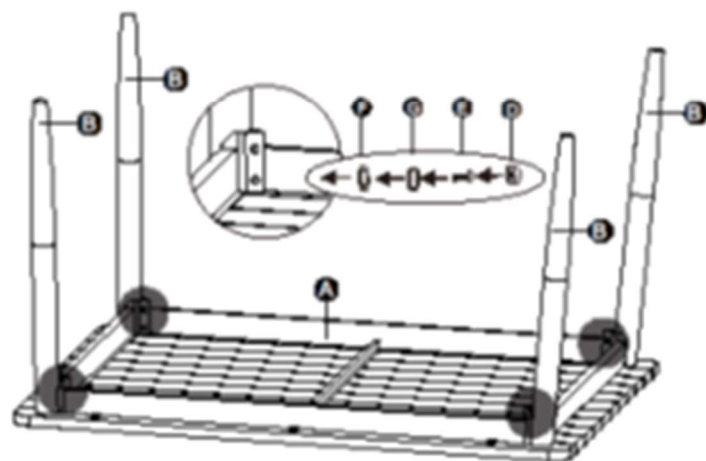


Assemble instruction

58274EG

NO.	Picture	Name	Qty
A		Table Top	1
B		Table Leg	4
C		48 Wrench	1
D		PVC Bolt Cover	8
E		M8X30MM Bolt	8
F		Steel Washer	8
G		SPRING WASHER	8

STEP 1









STEP 2

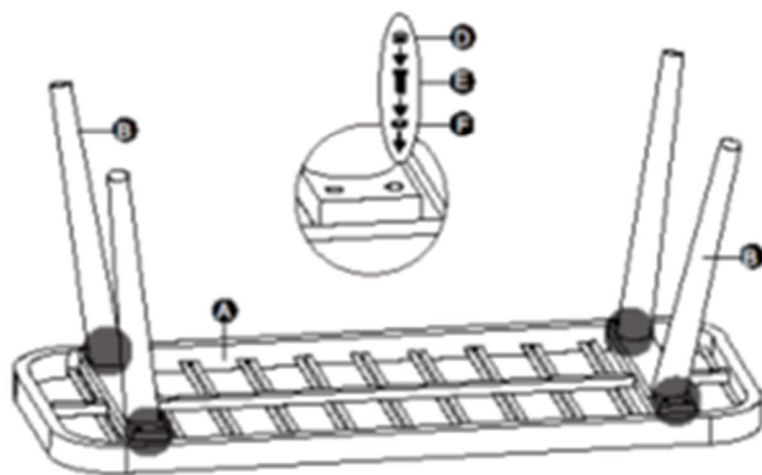


Assemble instruction

58276EG

NO.	Picture	Name	Qty
A		Table Top	1
B		Table Leg	2
C		Wrench	1
D		PVC Bolt Cover	8
E		M8X30MM Bolt	8
F		Steel Washer	8

STEP 1



STEP 2

