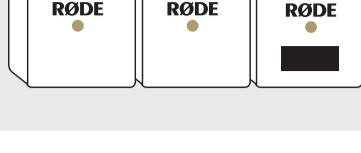
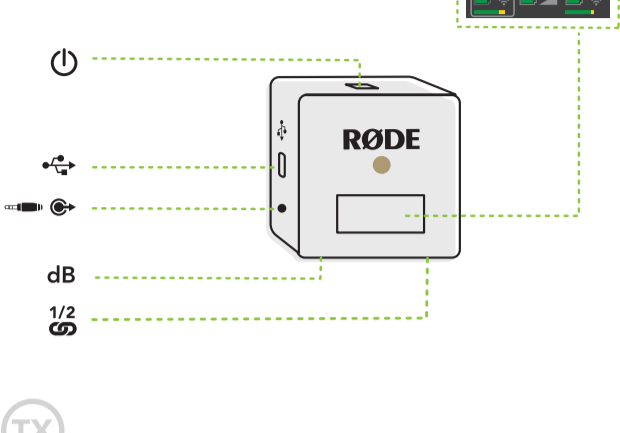


RØDE

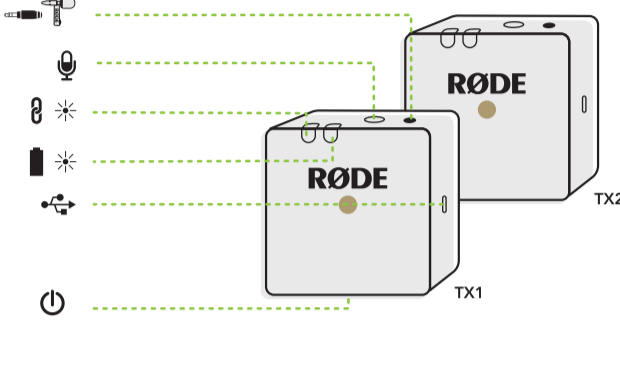
Wireless GO II Quickstart Guide



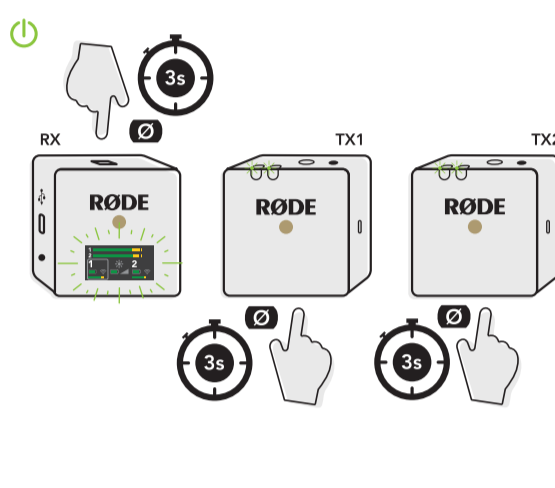
RX




TX



1



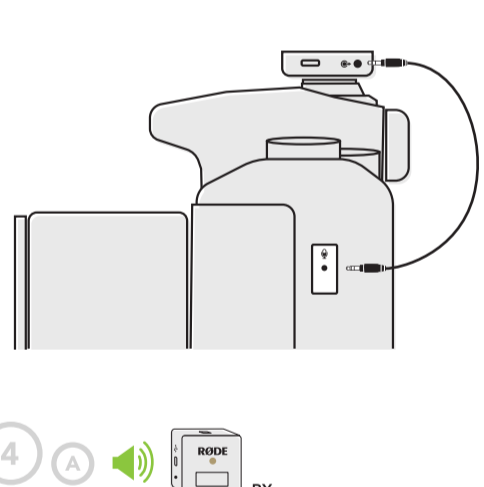
2



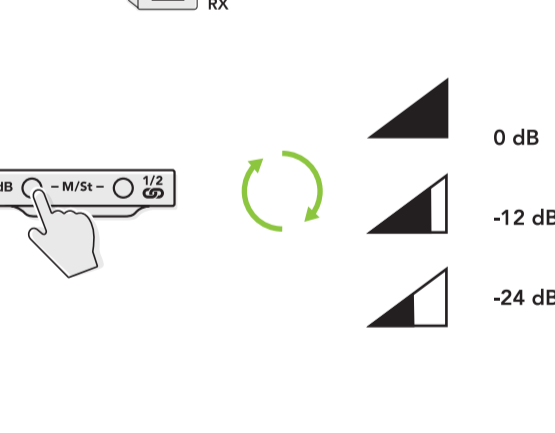
3



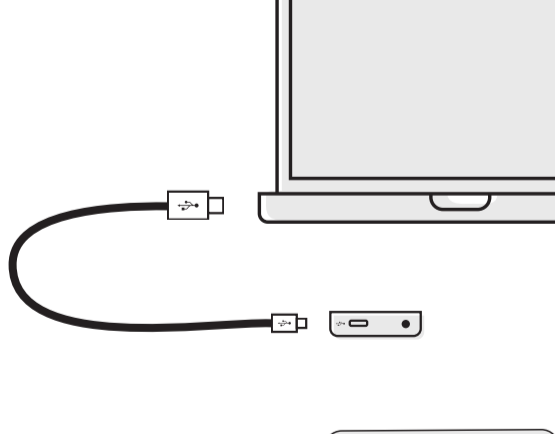
4



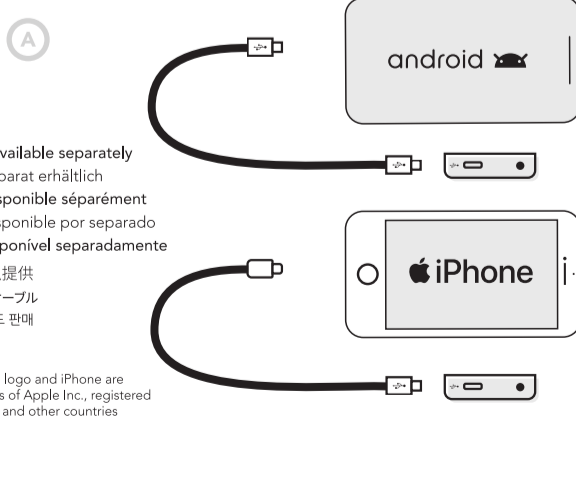
4



5



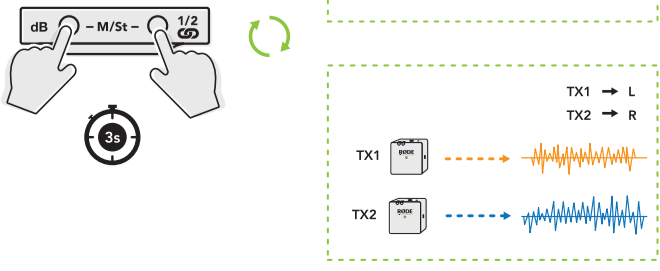
5

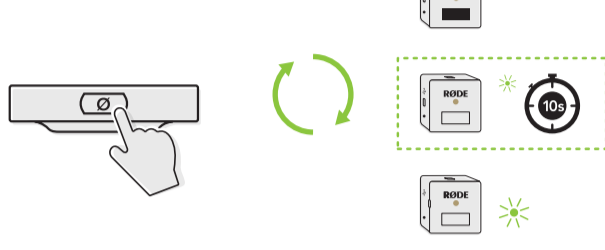


* Cable available separately
 kabel separat erhältlich
 câble disponible séparément
 cable disponible por separado
 cabo disponível separadamente
 电缆单独提供
 別売りのケーブル
 케이블 별도 판매

The Apple logo and iPhone are trademarks of Apple Inc., registered in the U.S. and other countries

6





REGULATORY & SAFETY

규정 및 안전 지침

PATENT PENDING

IMPORTANT SAFETY INFORMATION

1. Read and understand the instructions and safety guide completely before using the product.
2. Ensure both the instruction manual and safety guide are accessible to all users, including when passing the product on to third parties.
3. Only use this product with authorised RØDE accessories.
4. Do not open the product housing. This will void the warranty.
5. Refer all service and repairs to RØDE-approved service personnel. Service or repair is required for products that have been damaged, exposed to liquid, rain or moisture, or do not operate normally.
6. Use the product only in the ways described in the instructions.
7. Do not use the product if it was damaged during transportation.
8. Keep the product away from liquids and electrically conductive objects that are not necessary for operation.
9. Do not use any solvents or corrosive cleaning agents to clean the product.
10. Do not adjust the controls of the product in an environment that requires your attention (operating machinery, driving etc.).

NORTH AMERICA

This transmitter must not be co-located or operated in conjunction with any other antenna or transmitter.
 This device complies with part 15 of the FCC Rules. Operation is subject to the following two conditions:
 (1) This device may not cause harmful interference, and
 (2) This device must accept any interference received, including interference that may cause undesired operation. This equipment has been tested and found to comply with the limits for a Class B digital device, pursuant to part 15 of the FCC Rules.
 These limits are designed to provide reasonable protection against harmful interference in a residential installation. This equipment generates, uses and can radiate radio frequency energy and, if not installed and used in accordance with the instructions, may cause harmful interference to radio communications. However, there is no guarantee that interference will not occur in a particular installation. If this equipment does cause harmful interference to radio or television reception, which can be determined by turning the equipment off and on, the user is encouraged to try to correct the interference by one or more of the following measures:

1. Reorient or relocate the receiving antenna.
 2. Increase the separation between the equipment and receiver.
 3. Connect the equipment into an outlet on a circuit different from that to which the receiver is connected.
 4. Consult the dealer or an experienced radio/TV technician for help.
- This equipment complies with FCC radiation exposure limits set forth for an uncontrolled environment.
 Changes or modifications not expressly approved by the party responsible for compliance could void the user's authority to operate the equipment. This device contains licence-exempt transmitter(s)/receiver(s) that comply with Innovation, Science and Economic Development Canada's licence-exempt RSS(s). Operation is subject to the following two conditions:

- (1) This device may not cause interference.
- (2) This device must accept any interference, including interference that may cause undesired operation of the device.

L'émetteur/récepteur exempt de licence contenu dans le présent appareil est Canada aux CNR d'Innovation, Sciences et Développement économique Canada applicables aux appareils radio exempts de licence. L'exploitation est autorisée aux deux conditions suivantes :

- (1) L' appareil ne doit pas produire de brouillage;
- (2) L' appareil doit accepter tout brouillage radioélectrique subi, même si le brouillage est susceptible d' en compromettre le fonctionnement.

Regulatory information such as identification numbers are displayed on the Wireless GO II receiver by pressing the Gain and Power buttons simultaneously for at least three seconds. To dismiss this screen, simply press any button on the receiver.

EU COMPLIANCE STATEMENT

RØDE Microphones hereby declares that the Wireless GO II transmitter and receiver are in compliance with Radio Emissions Directive 2014/53/EU.
 A copy of the EU Declaration of Conformity is available at <http://www.rodemicro.com/wireless/wirelessgoll>.
 For details of EU Representative go to rodemicro.com/distributors.

Frequency Range: 2.402 – 2.480 GHz
 Transmission Power: < 10mW

SOUTH KOREA

식별 번호와 같은 규제 정보는 적어도 3 초 동안 게인 및 전원 버튼을 동시에 눌러 Wireless GO II 수신기에 표시됩니다. 이 화면을 닫으려면 수신기의 아무 버튼이나 누르기 만하면됩니다.

TAIWAN

同時按下“增益”和“電源”按鈕至少三秒鐘，即可在Wireless GO II接收器上顯示諸如標識號之類的法規信息。要關閉此屏幕，只需按接收機上的任何按鈕即可。

1. 教導使用者查知第 5 項資訊之操作步驟(限三個操作步驟)
2. 視力保護警語：使用過度恐傷害視力
3. 視力保護注意事項：
 - i. 使用 30 分鐘請休息 10 分鐘。
 - ii. 未滿 2 歲幼兒不看螢幕，2 歲以上每天看螢幕不要超過 1 小時。
4. 低功率射頻電機警語：(低功率射頻電機適用) 經型式認證合格之低功率射頻電機，非經許可，公司、商號或使用者均不得擅自變更頻率、加大功率或變更原設計之特性及功能。低功率射頻電機之使用不得影響飛航安全及干擾合法通信；經發現有干擾現象時，應立即停用，並改善至無干擾時方得繼續使用。前項合法通信，指依電信法規定作業之無線電通信。低功率射頻電機須忍受合法通信或工業、科學及醫療用電波輻射性電機設備之干擾。
5. 電氣安全相關注意事項。

EUROPE			
USA		Transmitter ID:	2AEAN-WGOIITX
		Receiver ID:	2AEAN-WGOIIRX
CANADA		Transmitter ID:	20091-WGOIITX
		Receiver ID:	20091-WGOIIRX
AUS/NZ			
		ID: R-R-R72-Transmitter	
		Company Name: RØDE Microphones	
		Model: Wireless GO II - Transmitter	
		Country of Origin: Australia	
		ID: R-R-R72-Receiver	
		Company Name: RØDE Microphones	
		Model: Wireless GO II - Receiver	
		Country of Origin: Australia	
TAIWAN		Transmitter ID:	CCAM20LP2910T2
		Receiver ID:	CCAM20LP2900T2
		視力保護警語：使用過度恐傷害視力	
JAPAN		Transmitter:	204-B00279
		Wireless GO II - Transmitter	
		Receiver:	204-B00280
		Wireless GO II - Receiver	
POWER	5V === 0.3A		

Love your Wireless GO II?

Share with us #rodemic

@rodemic @rodemics rodemic



Scan the QR code to find out more

rodemicro.com