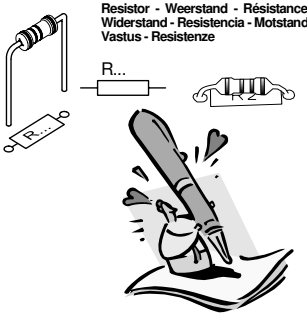


START

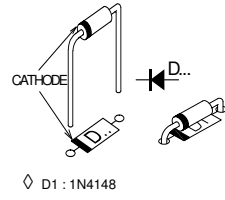
1



- ◇ R1, R2 : 100 (Brown, Black, Brown) -(Bruin, zwart, Brown) -(Brun, noir, Brun) -(Braun, Schwarz, Braun) -(Brun, Svart, Brun) -(Ruskea, Musta, Ruskea) -(Marrón, Negro, Marrón) -(Castanho, Preto, Castanho) -(Marrone, Nero, Marrone)
- ◇ R3 ... R6 : 1K (Brown, Black, Red) -(Bruin, Zwart, Rood) -(Brun, Noir, Rouge) -(Braun, Schwarz, Rot) -(Brun, Svart, Röd) -(Ruskea, Musta, Punainen) -(Marrón, Negro, Rojo) -(Castanho, Preto, Encarnado) -(Marrone, Nero, Rosso)
- ◇ R7, R8 : 10K (Brown, Black, Orange) -(Bruin, Zwart, Oranje) -(Brun, noir, Orange) -(Braun, Schwarz, Orange) -(Brun, Svart, Orange) -(Ruskea, Musta, Oranssi) -(Marrón, Negro, Naranjado) -(Castanho, Preto, Laranja) -(Marrone, Nero, Aranciato)
- ◇ R9 ... R12 : 100K (Brown, Black, Yellow) -(Bruin, zwart, Geel) -(Brun, noir, Jaune) -(Braun, Schwarz, Gelb) -(Brun, Svart, Gul) -(Ruskea, Musta, Keltainen) -(Marrón, Negro, Amarillo) -(Castanho, Preto, Amarelo) -(Marrone, Nero, Giallo)
- ◇ R13 : 150 (Brown, Green, Brown) -(Bruin, Groen, Bruin) -(Brun, Vert, Brun) -(Braun, Grün, Braun) -(Brun, Grön, Brun) -(Ruskea, Vihreä, Ruskea) -(Marrón, Verde, Marrón) -(Castanho, Verde, Castanho) -(Marrone, Verde, Marrone)
- ◇ R14 : 470 (Yellow, Purple, Brown) -(Geel, Paars, Bruin) -(Jaune, Violet, Brun) -(Gelb, Violet, Braun) -(Gul, Lila, Brun) -(Keltainen, Purppura, Ruskea) -(Amarillo, Morado, Marrón) -(Amarelo, Violeta, Castanho) -(Giallo, Viola, Marrone) -(Gul, Violet, Brun)

2

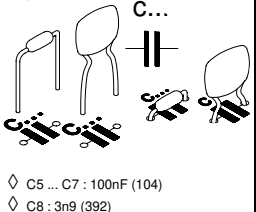
DIODE



◇ D1 : 1N4148

3

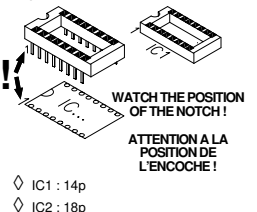
CAPACITOR



◇ C5 ... C7 : 100nF (104)
◇ C8 : 3n9 (392)

4

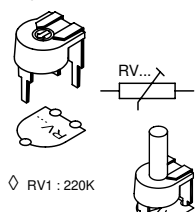
IC SOCKETS



◇ IC1 : 14p
◇ IC2 : 18p

5

TRIMMER

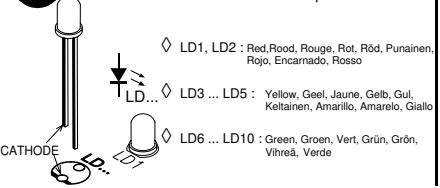


◇ RV1 : 220K

6

LED'S

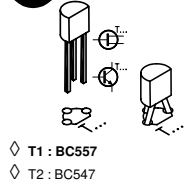
Watch the polarity !
Attention à la polarité !



- ◇ LD1, LD2 : Red, Rood, Rouge, Rot, Röd, Punainen, Rojo, Encarnado, Rosso
- ◇ LD3 ... LD5 : Yellow, Geel, Jaune, Gelb, Gul, Keltainen, Amarillo, Amarelo, Giallo
- ◇ LD6 ... LD10 : Green, Groen, Vert, Grün, Grön, Vihreä, Verde

7

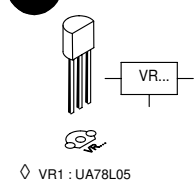
TRANSISTORS



◇ T1 : BC557
◇ T2 : BC547

8

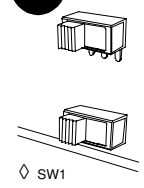
VOLTAGE REGULATOR



◇ VR1 : UA78L05

9

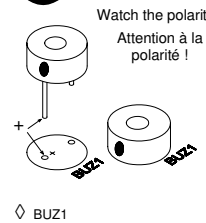
SWITCH



◇ SW1

11

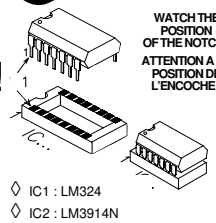
BUZZER



◇ BUZ1

12

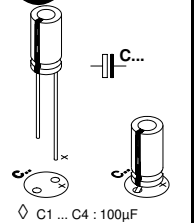
IC'S



◇ IC1 : LM324
◇ IC2 : LM3914N

13

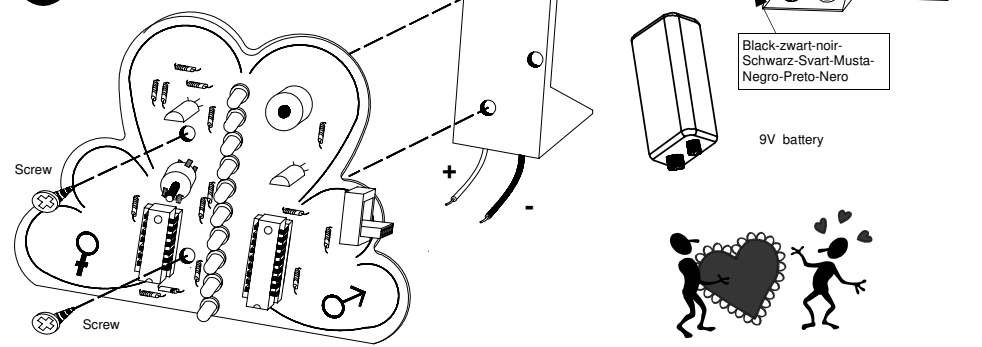
ELECTROLYTIC CAPACITORS



◇ C1 ... C4 : 100µF

14

BATTERYHOLDER



Red-Rood-Rouge-Rot-Röd-Punainen-Rojo-Encarnado-Rosso

Black-zwart-noir-Schwarz-Svart-Musta-Negro-Preto-Nero

9V battery

SCHMATIC DIAGRAM

