

Google GD2WG / GQ6H2

Google Pixel Watch 2 User Manual

MODEL: GD2WG / GQ6H2

Your comprehensive guide to the Google Pixel Watch 2, designed for optimal health, fitness, and connectivity.

Product Overview

The Google Pixel Watch 2 integrates advanced health and fitness tracking with seamless Google app functionality and robust safety features. It features Fitbit's most advanced heart rate tracking, stress management tools, and an enhanced 24-hour battery life with an always-on display. Crafted with 100% recycled light aluminum, it offers a comfortable and refined design.




Image: The Google Pixel Watch 2 in Polished Silver Aluminum Case with Porcelain Active Band.

What's in the Box

- Google Pixel Watch 2
- Watch Band (Small and Large sizes included)
- USB-C Magnetic Charging Cable
- Quick Start Guide

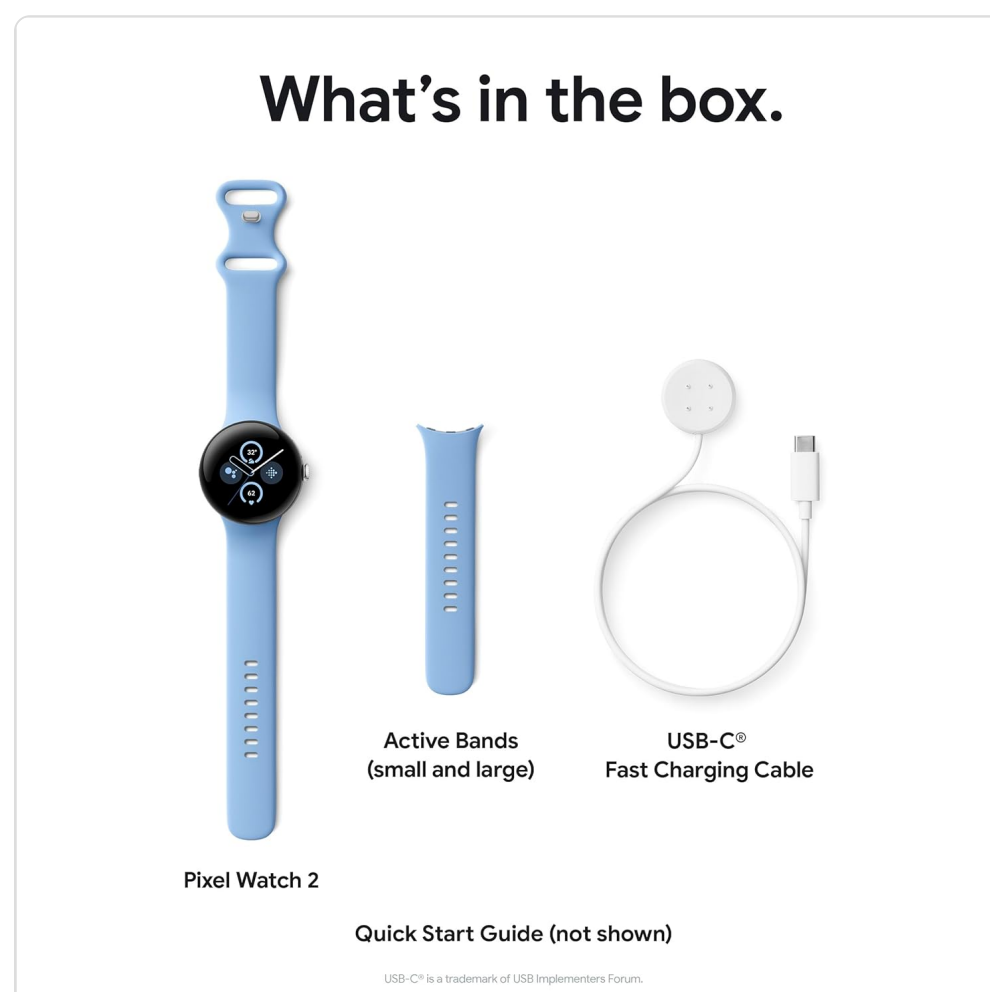


Image: Components included in the Google Pixel Watch 2 packaging, showing the watch, two band sizes, and the USB-C magnetic charging cable.

Setup

- 1. Charge Your Watch:** Connect the USB-C Magnetic Charging Cable to the back of your Pixel Watch 2. Plug the USB-C end into a compatible power adapter (not included). A full charge takes approximately 75 minutes and provides up to 24 hours of battery life with always-on display.
- 2. Attach the Watch Band:** Select the appropriate size (small or large) for your wrist. Align the band with the watch case and slide it into place until it clicks securely.
- 3. Power On:** Press and hold the crown (side button) until the Google logo appears.
- 4. Pair with Your Phone:** Ensure your Android phone (running Android 10.0 or newer) has Bluetooth enabled. Open the Google Pixel Watch app on your phone (download from Google Play Store if not already installed). Follow the on-screen instructions to pair your watch. Fast Pair simplifies this process for Pixel devices.
- 5. Complete Setup:** Follow the prompts on both your watch and phone to complete the initial setup, including Wi-Fi connection, Google account sign-in, and Fitbit integration.

Operating Instructions

Health and Fitness Tracking

The Pixel Watch 2 features advanced sensors for comprehensive health and fitness monitoring.

- **Heart Rate Tracking:** Utilize Fitbit's most accurate heart rate tracking for precise health and fitness insights. The all-new heart rate sensor combined with Google AI provides continuous monitoring.
- **Stress Management:** Identify potential signs of stress with Fitbit's body-response feature. Manage stress with on-wrist and in-app tools, including guided breathing sessions.
- **Sleep Tracking:** Review your sleep habits and track your time in light, deep, and REM sleep stages.
- **Skin Temperature & Blood Oxygen:** Track variations in your skin temperature and blood oxygen levels to help you spot possible changes in your wellness.
- **ECG App:** Assess your heart rhythm for atrial fibrillation with the ECG app and easily share results with your doctor.

A lighter, more refined design.⁶

Light, 100% recycled aluminum housing that's comfortable to wear³

Choose from a variety of stylish watch bands for any occasion, day or night¹⁸



Image: Close-up of the back of the Google Pixel Watch 2, highlighting the advanced health sensors for heart rate, skin temperature, and stress management.

Feel more protected with safety features.

Safety Check alerts emergency contacts if you don't respond to a set check-in¹³



Emergency Sharing sends your real-time location to chosen contacts²⁰



Safety Signal on your 4G LTE watch gives you phone-free access to safety features²¹



Image: The Pixel Watch 2 displaying various health metrics, including skin temperature variation, heart rate, and sleep data.

Workout Features

- **Auto Workout Mode:** Automatically track your activities without manual input.

- **Heart Zone Training:** Optimize and guide your workouts based on heart rate zones.
- **Pace Training:** Set a goal with Pace Training when running to get real-time feedback.

Understand your stress and how to keep it in check.

Identify potential signs of stress with Fitbit's body-response feature⁵

Manage stress with on-wrist and in-app tools, like guided breathing sessions⁵

Reflect on your day or week to find patterns and make adjustments⁵



Image: Individuals engaged in physical activity, showcasing the Google Pixel Watch 2's use in fitness tracking and workouts.

Safety Features

The Pixel Watch 2 includes features designed to enhance your personal safety.

- **Emergency SOS:** Get help quickly if you're feeling unsafe.
- **Fall Detection:** Automatically alerts contacts if a hard fall is detected and you don't respond.
- **Safety Check:** Alerts your close contacts if you don't respond to a set check-in timer.
- **Emergency Sharing:** Sends your real-time location to chosen contacts.

Keep moving with Fitbit.

Automatically track your activities with Auto Workout mode⁵

Set a goal with Pace Training and get real-time feedback on your runs⁵

Optimize and guide your workouts with Heart Zone Training⁵




Image: Screenshots of the Pixel Watch 2 interface demonstrating Safety Check and Emergency Sharing features.

Google Apps & Connectivity

- **Integrated Apps:** Access your favorite Google apps like Google Calendar, Maps, and Gmail directly from your watch. Easily respond to texts and emails, answer calls, and listen to music and podcasts.
- **LTE Connectivity:** With LTE models, enjoy phone-free access to calls, texts, emails, and music streaming.
- **Fast Pair:** Seamlessly connect your Pixel Watch 2 with other Pixel devices, such as Pixel Buds.
- **Google Assistant:** Control your connected home, start a workout, or set timers by simply saying "Hey Google."

Leave your phone at home with LTE.

Answer calls, texts, and emails, and play music right from your watch.¹⁵



Image: A person interacting with the Google Pixel Watch 2 on their wrist, demonstrating its LTE capability for answering calls without a phone.

Hands-free help from Google.

Control your connected home, start a workout, and set timers – right on your watch. Just say “Hey Google” to get started.²³



Image: A person lifting weights, with the Google Pixel Watch 2 on their wrist, illustrating the use of Google Assistant for hands-free commands like setting a timer.

Maintenance

- **Cleaning:** Regularly clean your watch and band with a soft, damp cloth. Avoid harsh chemicals or abrasive materials.
- **Water Resistance:** The Pixel Watch 2 is water-resistant up to 50 meters (IP68 rating). It is suitable for shallow-water activities like swimming, but not for scuba diving or high-velocity water sports. Always dry the watch thoroughly after exposure to water.
- **Battery Care:** To maximize battery lifespan, avoid extreme temperatures. Charge the watch using the provided USB-C Magnetic Charging Cable.

Troubleshooting

- **Watch Not Powering On:** Ensure the watch is fully charged. Connect it to the charging cable and allow it to charge for at least 15 minutes before attempting to power on again.
- **Connectivity Issues:** If your watch is not connecting to your phone or Wi-Fi, try restarting both devices. Ensure Bluetooth is enabled on your phone and that the Pixel Watch app is up to date.
- **Inaccurate Readings:** For heart rate or other sensor readings, ensure the watch is worn snugly on your wrist, but not too tight. Clean the sensors on the back of the watch regularly.
- **Battery Draining Quickly:** Reduce screen brightness, disable always-on display if not needed, and limit background app refresh to conserve battery.
- **Apps Not Responding:** Try restarting the specific app on your watch. If the issue persists, restart the watch.

For more detailed troubleshooting or persistent issues, please refer to the official Google Pixel Watch support website.

Specifications

Feature	Detail
Product Dimensions	7.82 x 1.72 x 0.55 inches
Item Weight	7.4 ounces (0.21 Kilograms)
Model Number	GD2WG / GQ6H2
Batteries	1 Lithium Ion battery required
Operating System	Android
Connectivity Technologies	LTE
GPS	GPS Via Smartphone
Special Features	Accelerometer, Activity Tracker, Always On Display, Body Temperature Monitor, Calorie Tracker
Human Interface Input	Touchscreen

Scanner Resolution	320 ppi
Color	Silver Case - Porcelain Active Band - LTE
Memory Storage Capacity	32 GB
Screen Size	41 Millimeters

Warranty and Support

The Google Pixel Watch 2 comes with a manufacturer's warranty. For specific warranty terms and conditions, please refer to the documentation included with your product or visit the official Google support website.

Optional protection plans are available for extended coverage:

- 2-Year Protection Plan
- 3-Year Protection Plan
- Complete Protect (monthly plan covering eligible purchases)

For technical support, product registration, and frequently asked questions, please visit the [Google Pixel Watch Help Center](#).