




Safe Food Storage Guidelines

RECEIVING CRITERIA FOR DRY & CANNED FOOD

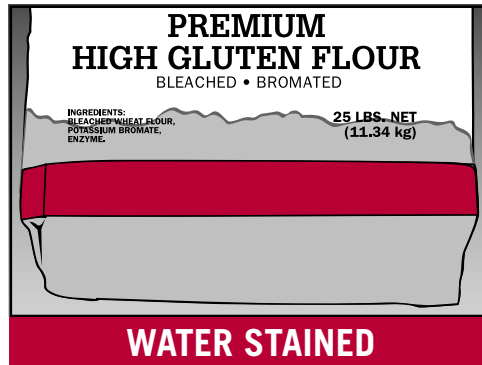


ACCEPT

Packaging: intact and in good condition
Product: normal color, texture and odor



HOLES AND TEARS




WATER STAINED

REJECT

Packaging: holes, tears or punctures; dampness or water stains on outer cases or inner packaging (indicates it has been wet)

Product: abnormal color or odor, mold, or slimy appearance; contains insects, insect eggs or rodent droppings




ACCEPT

Can: intact and in good condition
Product: normal color, texture and odor



SWOLLEN ENDS



DENTS



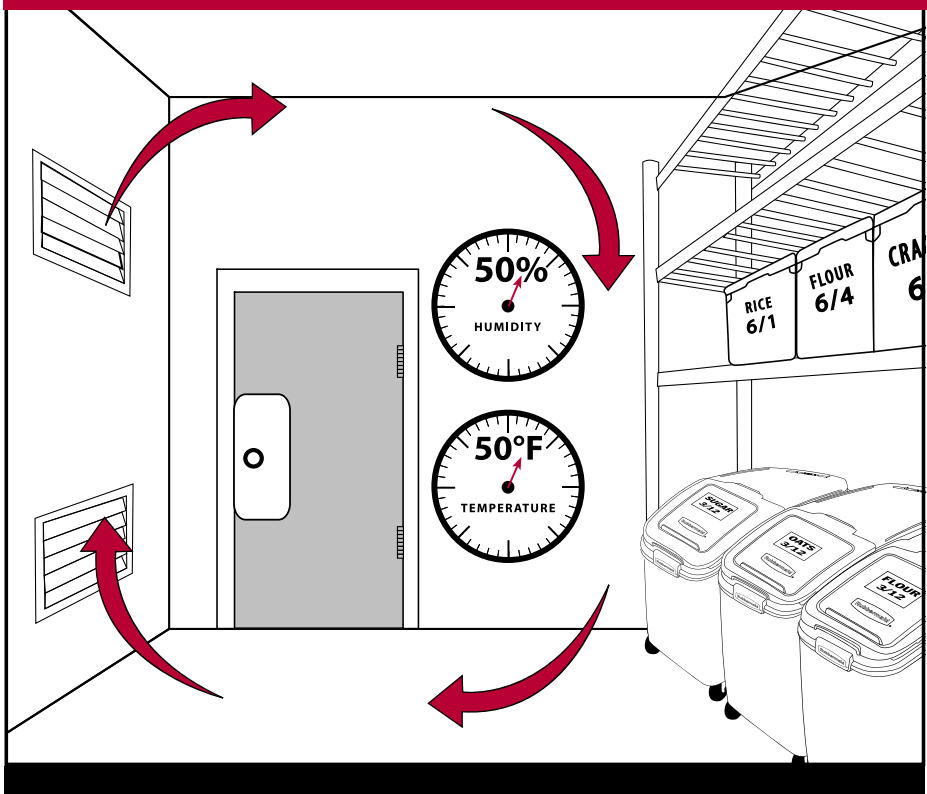
RUST

REJECT

Can: swollen ends, leaks and flawed seals, rust, dents, no label

Product: foamy, milky or has an abnormal color, texture or odor

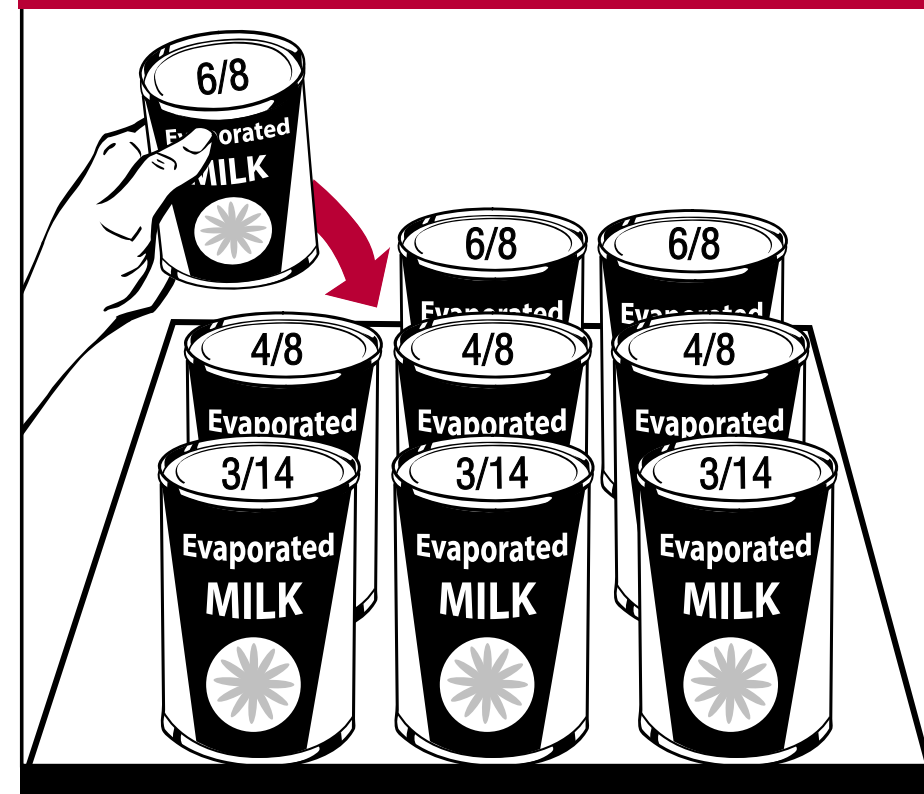
STORE SAFELY



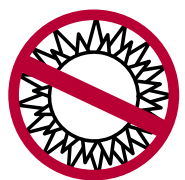
Acceptable Dry Storage Facility

Keep storerooms cool, dry and well-ventilated. Moisture and heat are the biggest threats to dry and canned food. The temperature should be between 50°F and 70°F (10°C and 21°C) with relative humidity at 50% to 60%.

FOLLOW FIFO




First In, First Out
 Food stored in front is used first. Products can be shelved so that those with the earliest use-by, expiration or preparation dates are stored in front of those with later dates.



KEEP DRY FOOD OUT OF DIRECT SUNLIGHT.



DO NOT STORE CHEMICALS IN THE AREA.



STORE DRY FOODS AT LEAST 6 INCHES OFF THE FLOOR.



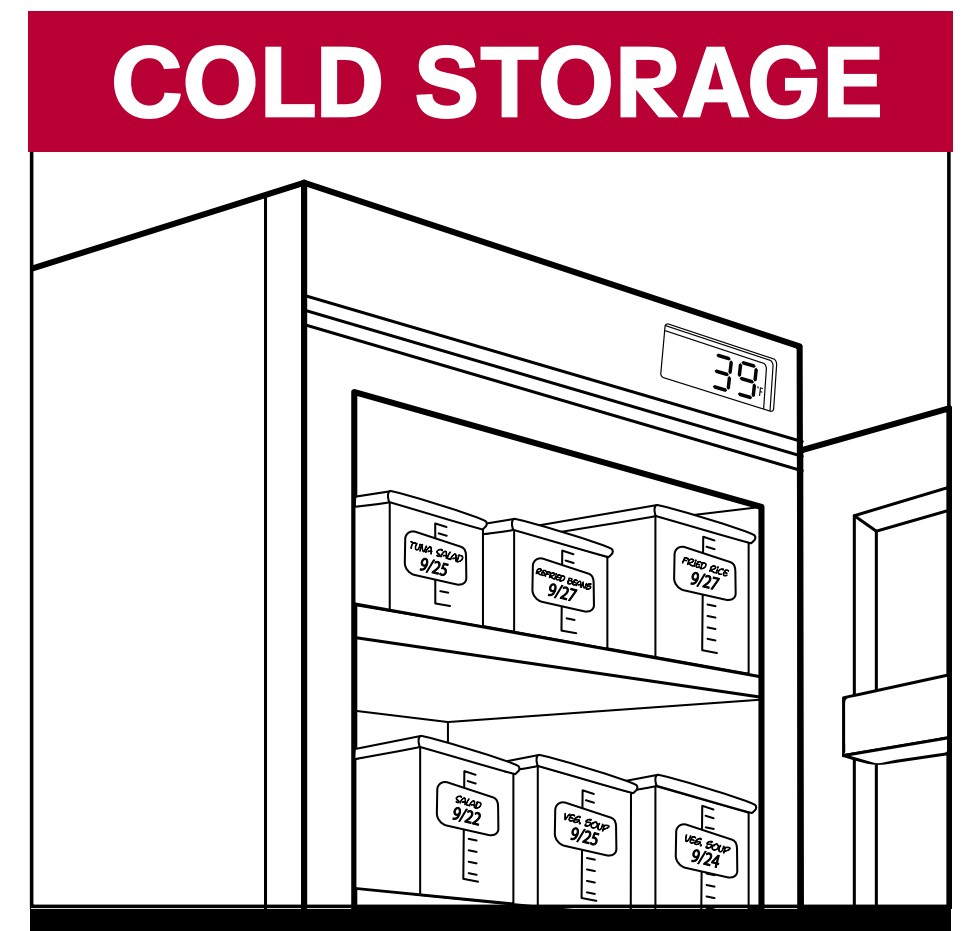
DO NOT STORE CLEANING EQUIPMENT IN STOREROOM.

COLD STORAGE

Safe Refrigerated Storage

Maintain proper refrigeration temperatures.

Refrigeration slows the growth of microorganisms and helps keep them from multiplying to levels high enough to cause illness.



For more safe storage tips and all your storage solutions visit us online at

WWW.RUBBERMAIDFOODSERVICE.COM