


Assembly instruction | Metal base with cross



Seat options

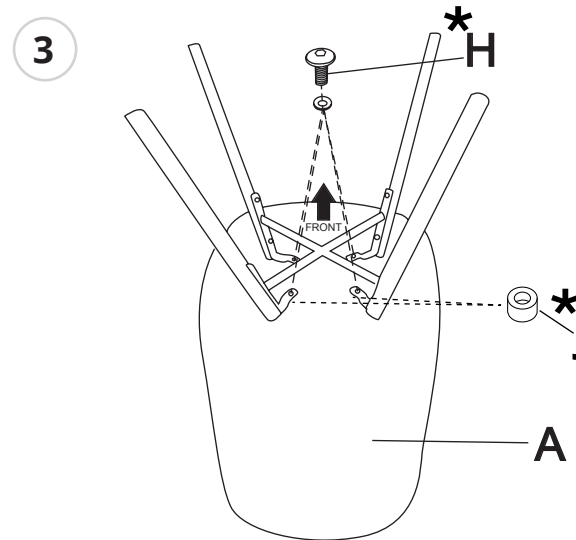
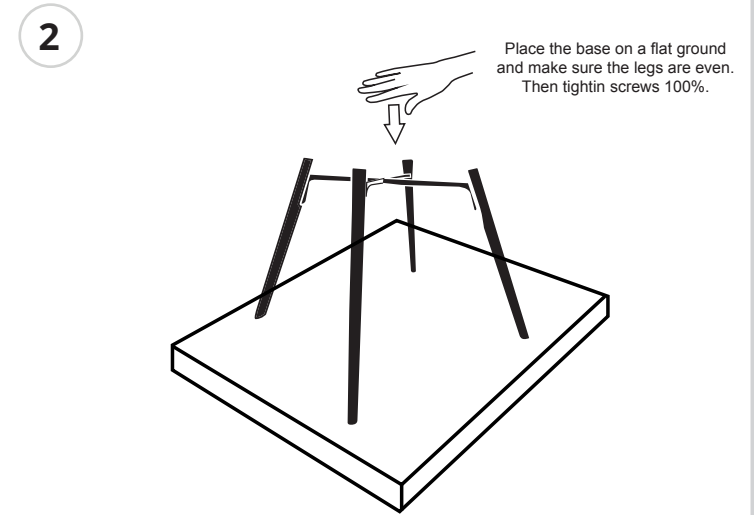
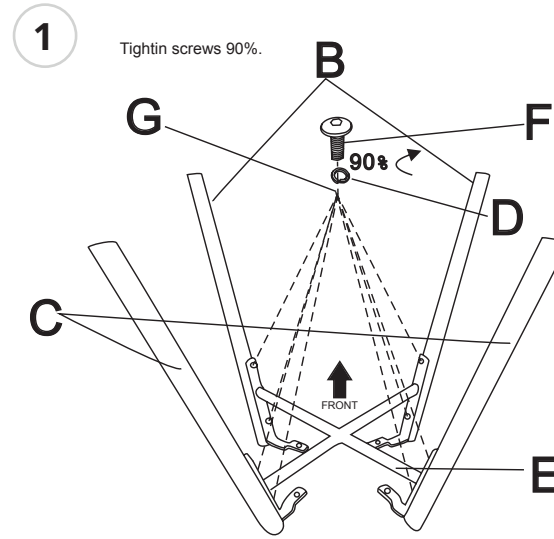


Included parts

A x1	B x2
Seat	C x2
	D x8 (M6)
E x1	F x8 (M6*20)
G x12 (M6*16*1)	H x4 (M6*16)
I x1 (M6)	J x4 (Ø20*10)

*** ATTENTION!**
For upholstered shell use different parts

[H] -> 4x M6*30 screws
[J] -> 4x Ø20*10 washer



Notes

• We recommend that you re-tighten the screws after a while for optimum retention of your chair.

