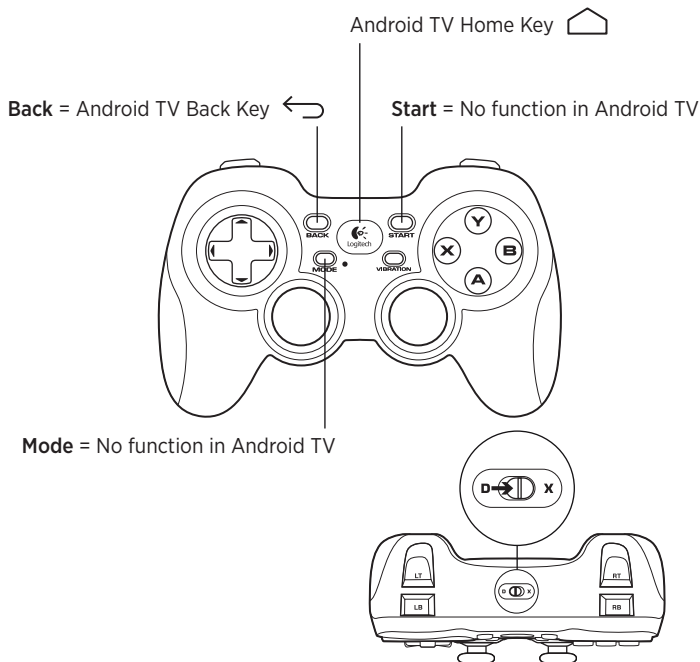




## Using Logitech F710 and F310 Game Controllers with Android TV

Logitech F710 and F310 game controllers work with Android TV. The diagram below shows how the buttons on the Logitech game controllers map to the standard Android TV controls.






Logitech


# Verwenden der Game-Controller Logitech F710 und F310 mit Android TV

Die Game-Controller Logitech F710 und F310 funktionieren mit Android TV.  
Das nachstehende Diagramm zeigt die Zuordnung der Tasten an den Logitech  
Game-Controllern zu den Standard-Bedienelementen für Android TV.

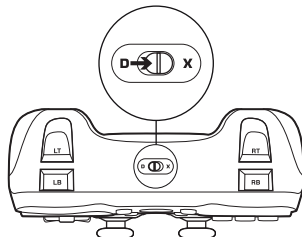
Home-Taste für Android TV 

**Back** = Zurück-Taste  
für Android TV 

**Start** = Keine Funktion in Android TV



**Mode** = Keine Funktion in Android TV





Logitech

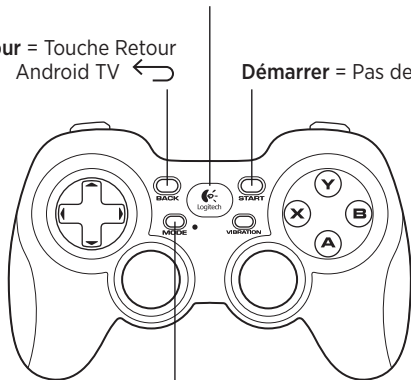
# Utilisation des contrôleurs de jeu Logitech F710 et F310 avec Android TV

Les contrôleurs de jeu Logitech F710 et F310 sont compatibles avec Android TV.  
Le schéma ci-dessous montre comment les contrôleurs de jeu Logitech sont assignés  
aux commandes Android TV standard.

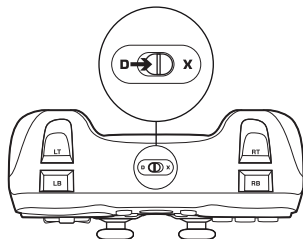
Touche Accueil Android TV 

**Retour** = Touche Retour  
Android TV 

**Démarrer** = Pas de fonction Android TV



**Mode** = Pas de fonction Android TV

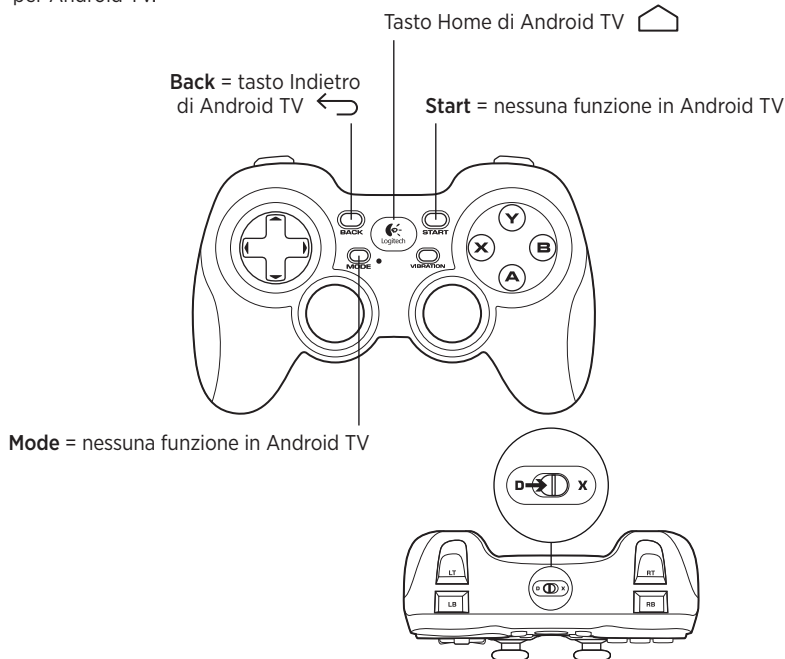




Logitech

## Utilizzo dei controller di gioco Logitech F710 e F310 con Android TV

I controller di gioco Logitech F710 e F310 funzionano con Android TV. Il seguente diagramma mostra la corrispondenza tra i pulsanti dei controller di gioco Logitech e i controlli standard per Android TV.





Logitech

## Uso de dispositivos de juego Logitech F710 y F310 con Android TV

Los dispositivos de juego Logitech F710 y F310 funcionan con Android TV. El diagrama siguiente muestra la correspondencia entre los botones de un dispositivo de juego Logitech y los controles estándar de Android TV.





Logitech

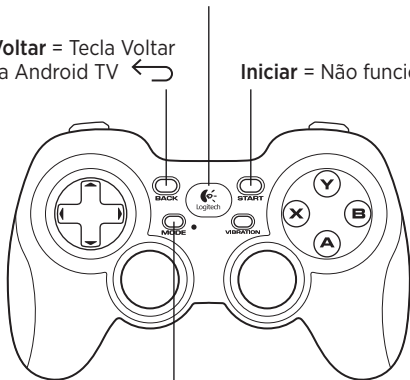
## Usando os Controladores de jogo Logitech F710 e F310 com uma Android TV

Os controladores de jogo Logitech F710 e F310 funcionam na Android TV. O diagrama abaixo mostra como os botões dos controladores de jogos da Logitech podem ser mapeados de acordo com os controles padrão da Android TV.

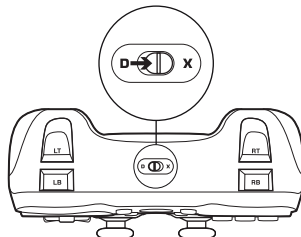
Tecla Home da Android TV 

**Voltar** = Tecla Voltar da Android TV 

**Iniciar** = Não funciona na Android TV



**Modo** = Não funciona na Android TV





Logitech

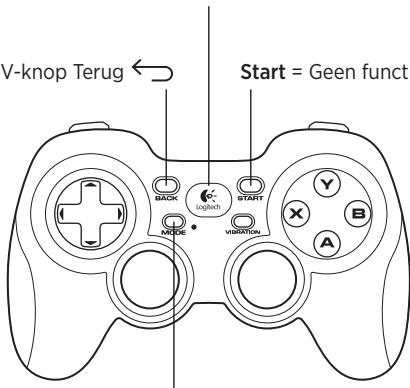
# Logitech F710 en F310- gamecontrollers gebruiken met Android TV

Logitech F710 en F310-gamecontrollers werken met Android TV. Het onderstaande diagram geeft aan welke knoppen op de Logitech-gamecontrollers overeenkomen met standaardknoppen voor Android TV.

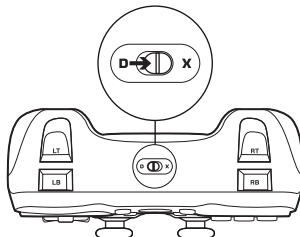
Android TV-knop Home 

**Back** = Android TV-knop Terug 

**Start** = Geen functie in Android TV



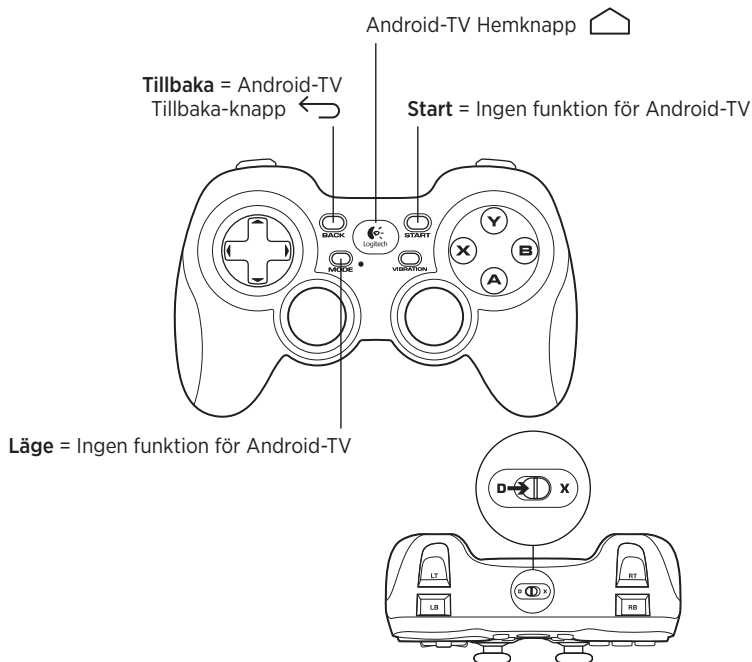
**Mode** = Geen functie in Android TV





## Använda Logitech F710- och F310- spelkontroller med Android-TV

Logitech F710- och F310-spelkontroller fungerar med Android-TV. Diagrammet nedan visar hur knapparna på Logitech-spelkontrollerna mappas till standardkontrollerna för Android-TV.







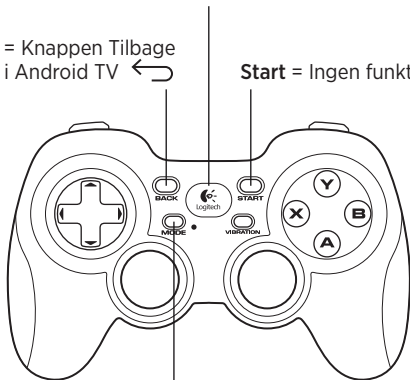
## Sådan bruges F710- og F310-spilleenheder med Android TV

Logitech F710- og F310-spilleenheder fungerer med Android TV. Diagrammet nedenfor viser hvordan knapperne på Logitech-spilleenheder passer sammen med standardknapperne til Android TV.

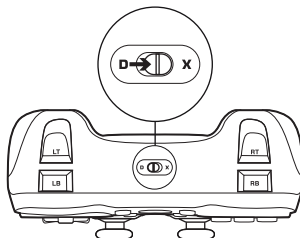
Knappen Start i Android TV 

**Tilbage** = Knappen Tilbage  
i Android TV 

**Start** = Ingen funktion i Android TV



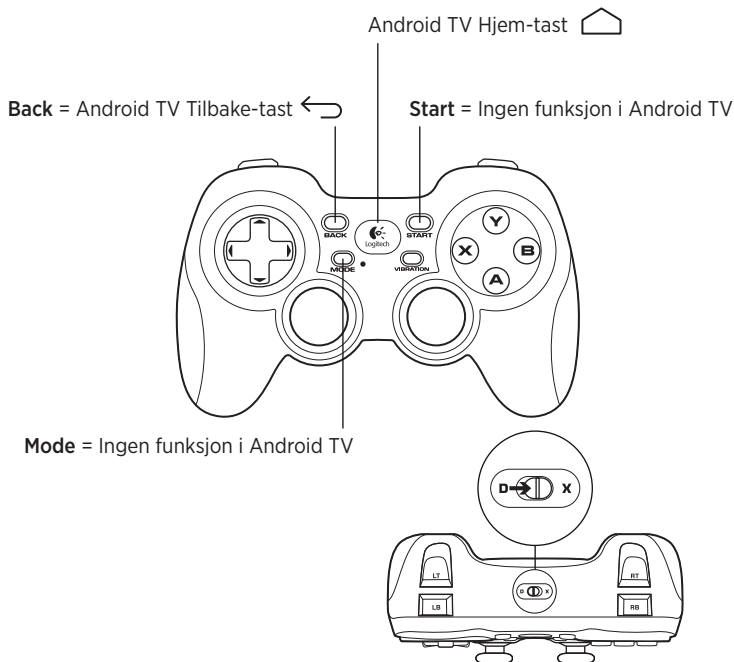
**Tilstand** = Ingen funktion i Android TV





## Bruke Logitech F710 og F310 Spillkontrollere med Android TV

Logitech F710 og F310 Spillkontrollere virker med Android TV. Diagrammet under viser hvordan knappene på Logitechs spillkontrollere tilordnes standard Android TV-kontrollere.





Logitech


## Logitech F710- ja Logitech F310

### -peliohjainten käyttö Android TV:n kanssa


Logitech F710- ja Logitech F310 -peliohjaimet toimivat Android TV:n kanssa.

Alla olevasta kuvasta näkyy, mitä Android TV -vakiopainikkeita Logitechin peliohjainten painikkeet vastaavat.

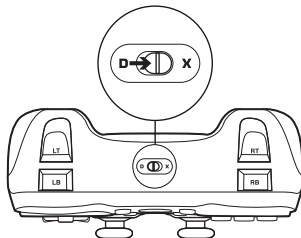
Android TV:n kotipainike 

**Edellinen** = Android TV:n  
Edellinen-painike 

**Käynnistä** = Ei toimintoa Android TV:ssä



**Tila** = Ei toimintoa Android TV:ssä

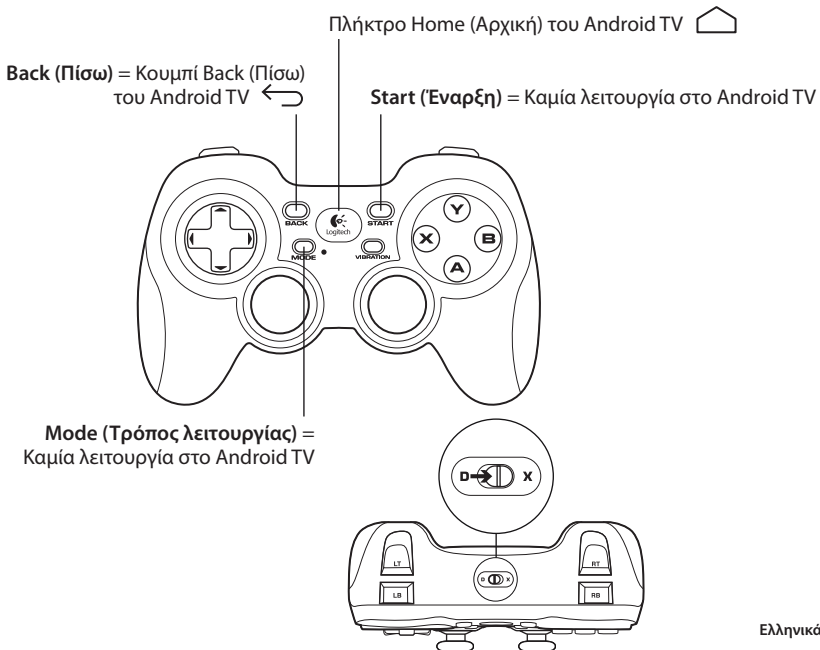




Logitech

## Χρήση των χειριστηρίων παιχνιδιών Logitech F710 και F310 με το Android TV

Τα χειριστήρια παιχνιδιών Logitech F710 και F310 είναι συμβατά με το Android TV. Στο παρακάτω διάγραμμα φαίνεται με ποια τυπικά κουμπιά/λειτουργίες ελέγχου του Android TV αντιστοιχίζονται τα κουμπιά στα χειριστήρια παιχνιδιών Logitech.






Logitech


## Использование игровых контроллеров Logitech F710 и F310 с Android TV

Игровые контроллеры Logitech F710 и F310 можно использовать с Android TV. На диаграмме ниже показано, как кнопки на игровых контроллерах Logitech соотносятся со стандартными элементами управления Android TV.

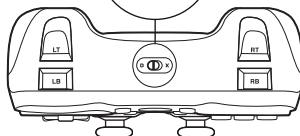
Кнопка Home (На главную) в Android TV 

(Назад) = Соответствует кнопке Back в Android TV 

Start (Пуск) = Не работает в Android TV



Mode (Режим) = Не работает в Android TV

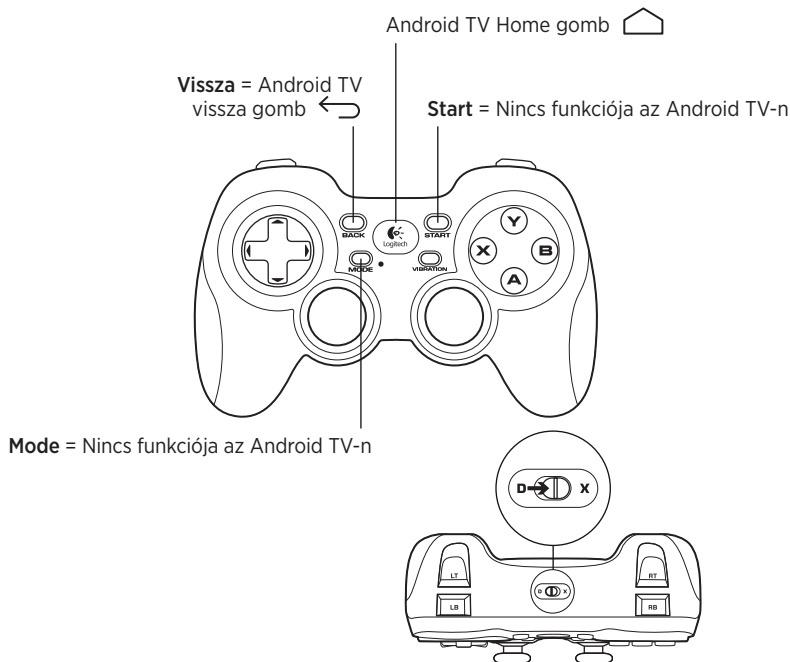




Logitech

## A Logitech F710 és F310 játékvezérlők használata Android TV-vel

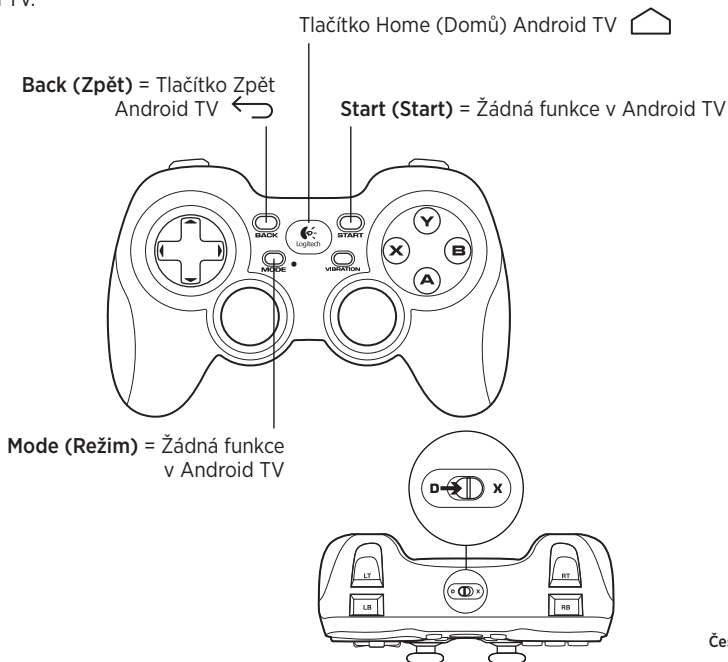
A Logitech F710 és F310 játékvezérlők használhatók Android TV-vel is. Az alábbi ábra mutatja be, hogy a Logitech játékvezérlők kerültek párosításra a szabványos Android TV vezérlőkkel.





## Používání herních ovladačů Logitech F710 a F310 s Android TV

Herní ovladače Logitech F710 a F310 jsou kompatibilní s Android TV. Nákres níže ukazuje, jak jsou tlačítka na herních ovladačích Logitech přiřazena standardním ovládacím prvkům Android TV.





Logitech


# Korzystanie z kontrolerów do gier Logitech F710 i F310 z telewizorem z systemem Android

Kontrolery do gier Logitech F710 i F310 działają z telewizorem z systemem Android. Poniższy schemat przedstawia mapowanie przycisków kontrolerów do gier firmy Logitech na standardowe elementy sterujące telewizora z systemem Android.

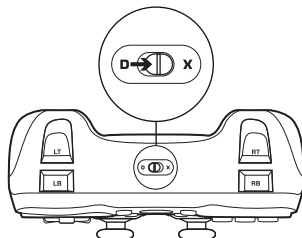
Przycisk Początek telewizora z systemem Android 

**Back** = przycisk Wstecz telewizora z systemem Android 

**Start** = brak funkcji na telewizorze z systemem Android



**Mode** = brak funkcji na telewizorze z systemem Android








# Logitech F710 ve F310 Oyun Kumandalarını Android TV ile Kullanma

Logitech F710 ve F310 oyun kumandaları Android TV ile çalışır. Aşağıdaki tablo, Logitech oyun kumandaları üzerindeki düğmelerin standart Android TV kısayolları ile nasıl eşleştiğini göstermektedir.

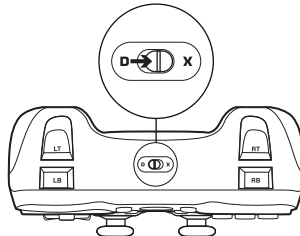
Android TV Anasayfa Tuşu 

**Geri** = Android TV Geri Tuşu 

**Başlat** = Android TV'de işlev yok



**Mod** = Android TV'de işlev yok





## 搭配 Android TV 使用羅技 F710 與 F310 遊戲控制器

搭配 Android TV 使用羅技 F710 與 F310 遊戲控制器。下圖顯示羅技遊戲控制器的按鈕與標準 Android TV 控制鍵的對應關係。





Logitech

## 搭配 Android TV 使用罗技 F710 和 F310 游戏控制器

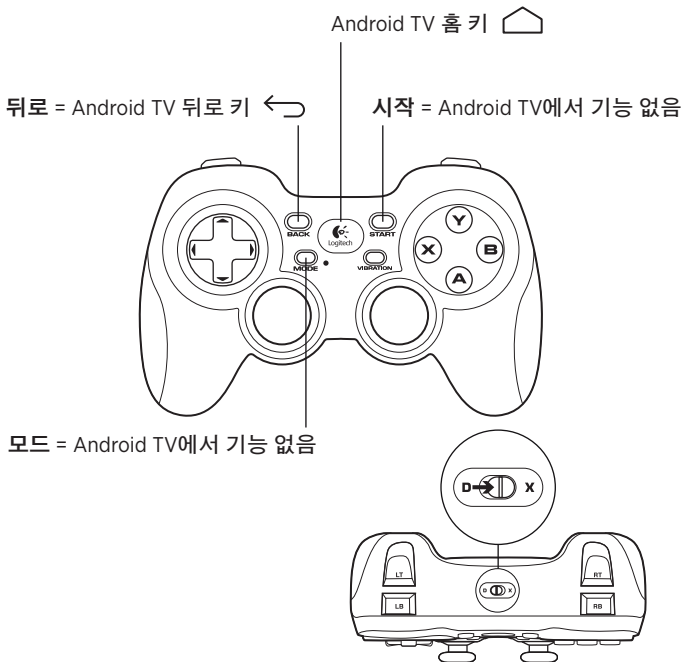
搭配 Android TV 使用罗技 F710 和 F310 游戏控制器 下图显示罗技游戏控制器上的按钮与标准 Android TV 控键的对应关系





## Android TV에서 로지텍 F710 및 F310 게임 컨트롤러 사용

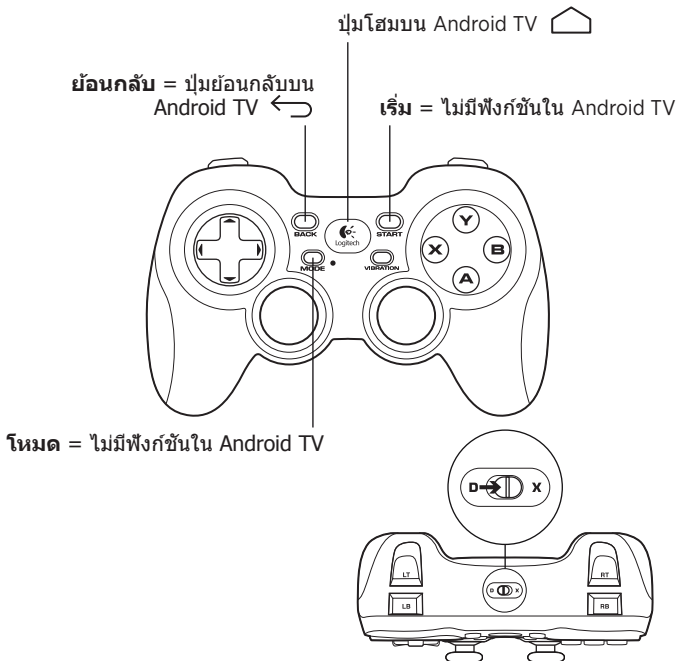
로지텍 F710 및 F310 게임 컨트롤러는 Android TV에서 작동합니다. 아래 도면은 로지텍 게임 컨트롤러의 버튼이 표준 Android TV 컨트롤에 매핑되는 방식을 보여줍니다.





# การใช้อุปกรณ์ควบคุมเกม Logitech F710 และ F310 ร่วมกับ Android TV

อุปกรณ์ควบคุมเกม Logitech F710 และ F310 ทำงานร่วมกับ Android TV แผนผังด้านล่างแสดง  
ความเชื่อมโยงระหว่างปุ่มบนอุปกรณ์ควบคุมเกม Logitech กับส่วนควบคุมมาตรฐานของ Android TV





# Menggunakan Game Controller Logitech F710 dan F310 dengan TV Android

Game controller Logitech F710 dan F310 dapat digunakan bersama TV Android.  
Diagram di bawah menunjukkan bagaimana tombol pada game controller Logitech dipetakan  
pada kontrol TV Android standar.

