

Power Supply User's Manual V550W / V650W / V750W

1. Model Descriptions

RS-550-AFBA-G1: 550W Active PFC Power Supply

RS-650-AFBA-G1: 650W Active PFC Power Supply

RS-750-AFBA-G1: 750W Active PFC Power Supply

2. Specifications

- Type: Intel ATX 12V V2.31
- Input Voltage: 100~240Vac
- Input Frequency : 47Hz ~ 63Hz
- Fan: 120mm Cooler Master Silencio FP FAN
- Power Good Signal: 100 ~ 500ms
- Hold Up Time: > 16ms
- Efficiency: 90% Typically
- MTBF: >100,000Hours
- Protection: OCP / OPP / OVP / OTP / SCP / UVP
- Dimension: 150 × 140 × 86mm (5.9 × 5.5 × 3.4 in)
- Operation Temperature: 0~40°C(Nominal Input Voltage)

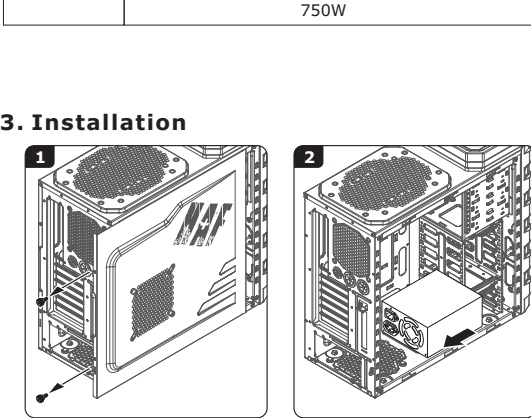
- Regulatory: CE / TUV / FCC / UL / EAC / CCC / BSMI / RCM / KC

AC Input	100-240V~		8-4A	60-50Hz	
DC Output	+3.3V	+5V	+12V	-12V	+5V _{sb}
	20A	20A	45A	0.3A	2.5A
Total Power	100W		540W	3.6W	12.5W
	550W				

AC Input	100-240V~		9-4.5A	60-50Hz	
DC Output	+3.3V	+5V	+12V	-12V	+5V _{sb}
	25A	22A	54A	0.3A	2.5A
Total Power	120W		648W	3.6W	12.5W
	650W				

AC Input	100-240V~		10-5A	60-50Hz	
DC Output	+3.3V	+5V	+12V	-12V	+5V _{sb}
	25A	22A	62A	0.3A	2.5A
Total Power	120W		744W	3.6W	12.5W
	750W				

3. Installation



English

Warranty

Cooler Master guarantees this device to be free of defects in material and workmanship, and provide a 5-year hardware limited warranty for the power supply on the date of purchase. Please register on our official website for your international limited warranty (<http://www.coolermaster.com/member>). This product is designed for computer usage only. Using this device in any other application will void the warranty. If you are not familiar with computer hardware installation, please ask for professional assistance. The warranty applies to the Power Supply Unit, and does not include accessories.

The warranty applies to damages caused through normal use and is void if it is determined that the device was damaged because of abuse, alteration, misuse, negligence, incorrect voltage supply, air/water pollution, accidents and natural disasters.

During the warranty period, please return your product to the dealer or retailer from whom you purchased for a replacement/repair. Please contact our customer support team for any technical related questions.

<http://www.coolermaster.com/warrantyinfo>
Limited warranty period: <http://www.coolermaster.com/warrantyperiod>
Technical support: <http://www.coolermaster.com/techsupport>

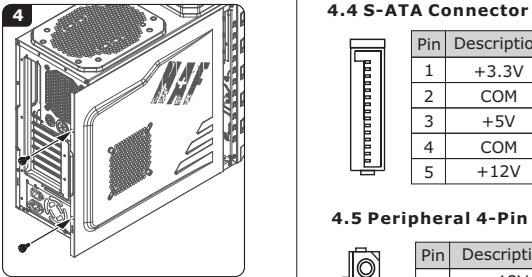
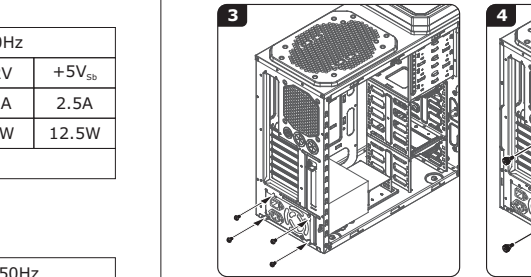
Troubleshooting

If your system does not turn on after installing the power supply, follow the troubleshooting guide as listed below:

- Please make sure the main power is connected on correctly.
- Please make sure the P1 and P2 connectors are connected correctly to the motherboard.
- If the power supply does not work properly, please contact our service center immediately.













إذا لم يعمل نظام تشغيل الكمبيوتر الخاص بك بعد تركيب وحدة الإمداد بالطاقة، اتبع الإرشادات استكشاف الأخطاء وإصلاحها كما هو مذكور أدناه:

- يرجى التأكد من توصيل مسدود الطاقة الأساسي بشكل صحيح.
- يرجى التأكد من توصيل الموصيلين P1 و P2 باللوحة الأم بشكل صحيح.
- إذا كانت وحدة الإمداد بالطاقة لا تعمل بشكل مناسب، يرجى الاتصال على الفور بمركز الخدمة التابع لنا.







4. Connector Descriptions





4.1 Motherboard 24 Pin Connector(P1)

Pin1 Pin13	Pin	Description	Pin	Description
	1	+3.3V	13	+3.3V _s
	2	+3.3V	14	-12V
	3	COM	15	COM
	4	+5V	16	PS-ON
	5	COM	17	COM
	6	+5V	18	COM
	7	COM	19	COM
	8	P.G.	20	-----
	9	+5V _{sb}	21	+5V
	10	+12V	22	+5V
	11	+12V	23	+5V
	12	+3.3V	24	COM

4.2 CPU 4+4Pin

Pin1 Pin5	Pin	Description	Pin	Description
	1	GND	5	+12V
	2	GND	6	+12V
	3	GND	7	+12V
	4	GND	8	+12V

4.3 PCI-e 6+2Pin Connector

Pin1 Pin5	Pin	Description	Pin	Description
	1	+12V	5	COM
	2	+12V	6	COM
	3	+12V	7	COM
	4	COM	8	COM

4.4 S-ATA Connector

Pin	Description
1	+3.3V
2	COM
3	+5V
4	COM
5	+12V

4.5 Peripheral 4-Pin Connector

Pin	Description
1	+12V
2	COM
3	COM
4	+5V

4.6 Floppy Connector

Pin	Description
1	+12V
2	COM
3	COM
4	+5V

5. WEEE Notice



English

Disposal of Waste Equipment by Users in Private Households in the European Union. This symbol on the product or on its packaging indicates that this product must not be disposed of with your other household waste. Instead, it is your responsibility to dispose of your waste equipment by handing it over to a designated collection point for the recycling of waste electrical and electronic equipment. The separate collection and recycling of your waste equipment at the time of disposal will help to conserve natural resources and ensure that it is recycled in a manner that protects human health and the environment. For more information about where you can drop off your waste equipment for recycling, please contact your local city office, your household waste disposal service or the shop where you purchased the product.

Français

Evacuation des équipements usagés par les utilisateurs dans les foyers privés au sein de l'Union européenne. La présence de ce symbole sur le produit ou sur son emballage indique que vous ne pouvez pas vous débarrasser de ce produit de la même façon que vos déchets courants. Au contraire, vous êtes responsable de l'évacuation de vos équipements usagés et à cet effet, vous êtes tenu de les remettre à un point de collecte agréé pour le recyclage des équipements électriques et électroniques usagés. Le tri, l'évacuation et le recyclage séparés de vos équipements usagés permettent de préserver les ressources naturelles et de s'assurer que ces équipements sont recyclés dans le respect de la santé humaine et de l'environnement. Pour plus d'informations sur les lieux de collecte des équipements usagés, veuillez contacter votre mairie, votre service de traitement des déchets ménagers ou le magasin où vous avez acheté le produit.

Deutsch

Entsorgung von Elektrogeräten durch Benutzer in privaten Haushalten in der EU.

Dieses Symbol auf dem Produkt oder dessen Verpackung gibt an, dass das Produkt nicht zusammen mit dem Restmüll entsorgt werden darf. Es obliegt daher Ihrer Verantwortung, das Gerät an einer entsprechenden Stelle für die Entsorgung oder Wiederverwertung von Elektrogeräten aller Art abzugeben (z.B. ein Wertstoffhof). Die separate Sammlung und das Recyclein Ihrer alten Elektrogeräte zum Zeitpunkt ihrer Entsorgung trägt zum Schutz der Umwelt bei und gewährleistet, dass sie auf eine Art und Weise recycelt werden, die keine Gefährdung für die Gesundheit des Menschen und der Umwelt darstellt. Weitere Informationen darüber, wo Sie alte Elektrogeräte zum Recyclein abgeben können, erhalten Sie bei den örtlichen Behörden, Wertstoffhöfen oder dort, wo Sie das Gerät erworben haben.

Italiano

Smaltimento di apparecchiature da rottamare da parte di privati nell'Unione Europea. Questo simbolo che appare sul prodotto o sulla confezione indica che il prodotto non deve essere smaltito assieme agli altri rifiuti domestici. Gli utenti devono provvedere allo smaltimento delle apparecchiature da rottamare portandole al luogo di raccolta indicato per il riciclaggio delle apparecchiature elettriche ed elettroniche. La raccolta e il riciclaggio separati delle apparecchiature da rottamare in fase di smaltimento favoriscono la conservazione delle risorse naturali e garantiscono che tali apparecchiature vengano rottamate nel rispetto dell'ambiente e della tutela della salute. Per ulteriori informazioni sui punti di raccolta delle apparecchiature da rottamare, contattare il proprio comune di residenza, il servizio di smaltimento dei rifiuti locale o il negozio presso il quale è stato acquistato il prodotto.

Português

Descarte de equipamentos por usuários em residências da União Europeia. Este símbolo no produto ou na embalagem indica que o produto não pode ser descartado junto com o lixo doméstico. No entanto, é sua responsabilidade levar os equipamentos a serem descartados a um ponto de coleta designado para a reciclagem de equipamentos eletro-eletrônicos. A coleta separada e a reciclagem dos equipamentos no momento do descarte ajudam na conservação dos recursos naturais e garantem que os equipamentos serão reciclados de forma a proteger a saúde das pessoas e o meio ambiente. Para obter mais informações sobre onde descartar equipamentos para reciclagem, entre em contato com o escritório local de sua cidade, o serviço de limpeza pública de seu bairro ou a loja em que adquiriu o produto.

Español

Eliminación de residuos de aparatos eléctricos y electrónicos por parte de usuarios domésticos en la Unión Europea. Este símbolo en el producto o en el embalaje indica que no se puede desechar el producto junto con los residuos domésticos. Por el contrario, si debe eliminar este tipo de residuo, es responsabilidad del usuario entregarlo en un punto de recolección designado de reciclado de aparatos electrónicos y eléctricos. El reciclaje y la recolección por separado de estos residuos en el momento de la eliminación ayudará a preservar recursos naturales y a garantizar que el reciclaje proteja la salud y el medio ambiente. Si desea información adicional sobre los lugares donde puede dejar estos residuos para su reciclado, póngase en contacto con las autoridades locales de su ciudad, con el servicio de gestión de residuos domésticos o con la tienda donde adquirió el producto.

Nederlands

Afvoer van afgedankte apparatuur door gebruikers in particuliere huishoudens in de Europese Unie. Dit symbool op het product of de verpakking geeft aan dat dit product niet mag worden afgevoerd met het huishoudelijk afval. Het is uw verantwoordelijkheid uw afgedankte apparatuur af te leveren op een aangewezen inzamelpunt voor de verwerking van afgedankte elektrische en elektronische apparatuur. De gescheiden inzameling en verwerking van uw afgedankte apparatuur draagt bij tot het sparen van natuurlijke bronnen en tot het hergebruik van materiaal op een wijze die de volksgezondheid en het milieu beschermt. Voor meer informatie over waar u uw afgedankte apparatuur kunt inleveren voor recycling kunt u contact opnemen met het gemeentehuis in uw woonplaats, de reinigingsdienst of de winkel waar u het product hebt aangeschaft.

Português



Cooler Master logo

Cooler Master Products: Limited Warranty
This document describes the warranty terms for all Cooler Master product sold in Australia

For Australia only:
Our goods come with guarantees that cannot be excluded under the Australian Consumer Law. You are entitled to a replacement or refund for a major failure and for compensation for any other reasonably foreseeable loss or damage. You are also entitled to have the goods repaired or replaced if the goods fail to be of acceptable quality and the failure does not amount to a major failure. (Cooler Master Technology Inc. 8F, No. 788-1, Zhongzheng Rd., Zhonghe Dist., New Taipei City 23586, Taiwan (R.O.C.))
Telephone: +886-2-2225-3517 (standard international call charges apply.)

Who the Warranty Protects:
This Warranty is valid to the original purchaser only.

What the warranty protects:
This warranty is valid only for the Cooler Master Products distributed by authorized dealer(s) in Australia. Please contact Cooler Master for warranty information and services:
■ Cooler Master Technology Inc. 8F, No. 788-1, Zhongzheng Rd., Zhonghe Dist., New Taipei City 23586, Taiwan (R.O.C).
■ E-mail Support: eservice@coolermaster.com.tw
■ Online live chat support: www.coolermaster.com/livehelp
■ Customer service: +886-2-2225-3517 (standard international call charges apply.)

What the warranty does not cover
1. Any product, on which the serial number has been defaced, modified or removed.
2. Accident, misuse, neglect, fire, water, lightning, or other acts of nature, unauthorized product modification, or failure to follow instructions supplied with the product.
3. Repair or attempted repair by anyone not authorized by Cooler Master.
4. Damage to or loss of any programs, data or removable storage media.
5. Software or data loss occurring during repair or replacement.
6. Any damage of the product due to shipment.
7. Removal or installation of the product.
8. External causes, such as electric power fluctuations or failure.
9. Use of supplies or parts not meeting Cooler Master's specifications.
10. Normal wear and tear.
11. Failure of owners to perform periodic product maintenance as stated in User Guide, Such as cleaning of user-cleanable projector filters.
12. Any other cause which does not relate to a product defect.
13. Damage caused by static (non-moving) images displayed for lengthy periods of time (also referred to as image burn-in).

Limitation of implied warranties:
THERE ARE NO WARRANTIES, EXPRESS OR IMPLIED, WHICH EXTEND BEYOND THE DESCRIPTION CONTAINED HEREIN INCLUDING THE IMPLIED WARRANTY OF MERCHANTABILITY AND FITNESS FOR A PARTICULAR PURPOSE.

English

Warranty
Cooler Master guarantees this device to be free of defects in material and workmanship, and provide a 5-year hardware limited warranty for the power supply on the date of purchase. Please register on our official website for your international limited warranty (<http://www.coolermaster.com/member>). This product is designed for computer usage only. Using this device in any other application will void the warranty. If you are not familiar with computer hardware installation, please ask for professional assistance. The warranty applies to the Power Supply Unit, and does not include accessories.

The warranty applies to damages caused through normal use and is void if it is determined that the device was damaged because of abuse, alteration, misuse, negligence, incorrect voltage supply, air/water pollution, accidents and natural disasters.

During the warranty period, please return your product to the dealer or retailer from whom you purchased for a replacement/repair. Please contact our customer support team for any technical related questions.

<http://www.coolermaster.com/warrantyinfo>
Limited warranty period: <http://www.coolermaster.com/warrantyperiod>
Technical support: <http://www.coolermaster.com/techsupport>

Warranty Information:
If the goods is found with reasonable defect within the period of (refer to Table A,) starting on the first day of purchase (with proof of invoice), this is what you must do, to claim the warranty from the above address.

Procedures:

- Consumers should return to the shop where he/she has bought the goods, After confirming with the shop with a valid invoice, they may approach the distributor for RMA claim.
- After confirmed by the distributor that the goods was damaged due to natural causes, replace ment and repair will be done by distributor (including brand new or refurbished goods)
- All faulty goods must return to the distributor, expenses for returning the faulty goods will be covered by the consumer, and distributor will cover the cost involved in the transporting of parts or repaired goods to the consumer.

Regarding all the expenses incurred in making the claim, and this is how you would claim:

- Within the valid warranty date, starting from the first day of issuing invoice, Retail shops will assist in confirmation with distributor for the consumer for the following.
A. If the damage was caused by the consumer, then the consumer should cover all expenses in fixing the product, if the product still can't be fixed, we would suggest consumer in buying a brand new product.
B. Product defect caused under natural use, expenses will be covered by the distributor.
- Faulty products with expired warranty dates, we would suggest consumer to purchase a brand new products, without undergoing for repairs.

Product Name	Warranty Term
V Series	5 years
GX Lite	3 years
Intel Pro Series	5 years
eXtreme Power II	3 years
Elite Power	1 year

