



# LED strip

BLUETOOTH RGB



16 MILLION  
COLORS



---

User manual / Gebruiksaanwijzing  
Handbuch / Manuel d'utilisation

## Index

---

English	3
Nederlands	12
Deutsch	21
Français	30

## Table of contents

---

Product feature	4
Product parameter	4
Product dimension	4
What's in the package	5
Installation diagram	6
Add device	6
Group control	8
Controller box	9
Remote control	10

## Product feature

---

Bluetooth version: mesh 5.0

Connection range: max. 15 meters

Group control: connect up to 200 devices at the same time

## Product parameter

---

Span: DC-5-24V

Max current: 3A

Max power: 72

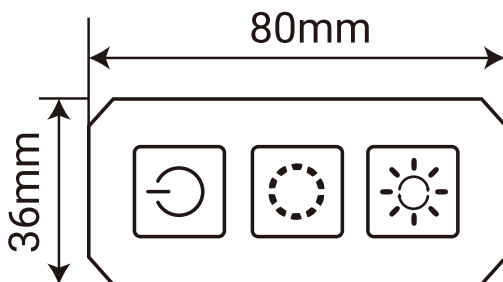
Humid: 80% RH

Working environment: indoors


Working temperature: -20°C - 45°C (-4°F - 113°F)

## Product dimension

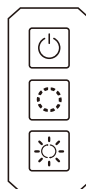
---



# What's in the package



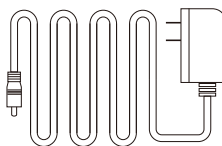
Light strip



Remote control



24 keys on remote



Charger

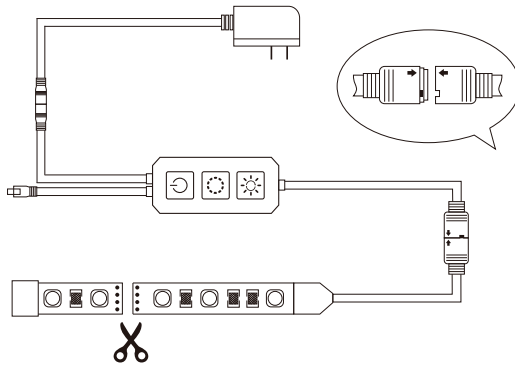


Instruction manual



3M adhesive tape

# Installation diagram




## Add device

(1) Download: Lideka Home app




(2) Add device:

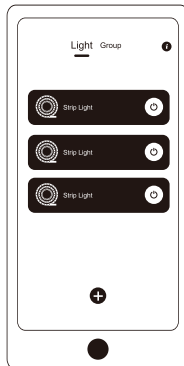
- Switch on the LED strip and open the Lideka Home app
- Make sure GPS and Bluetooth are turned on
- Press "+" to add



Touch '+'




Search device




Device found

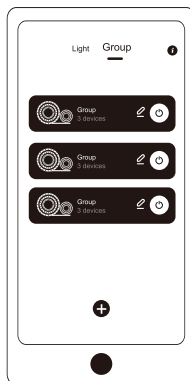
# Group control



Touch '+'



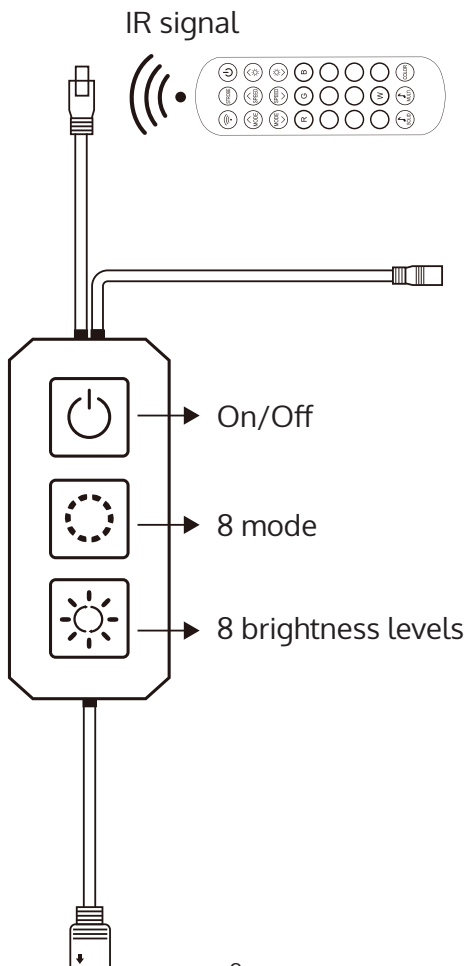
Search device



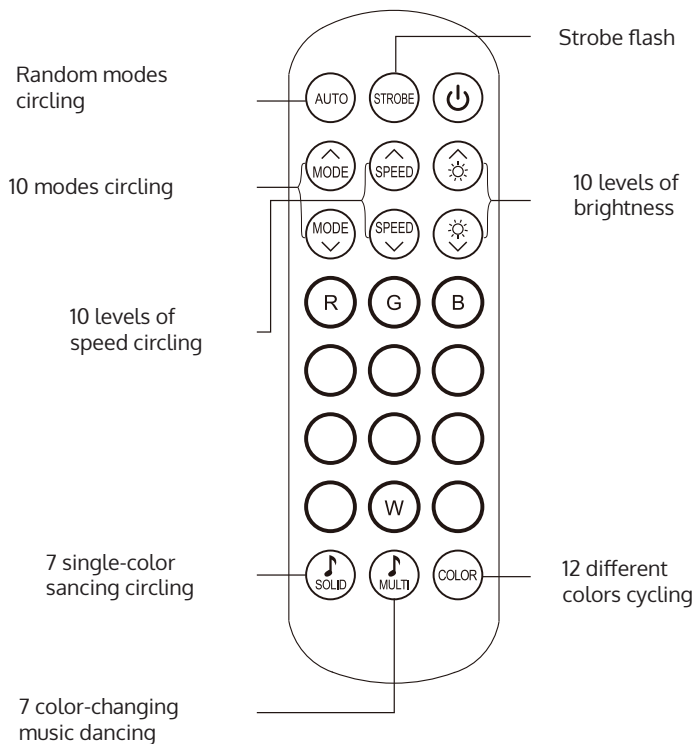
Name group



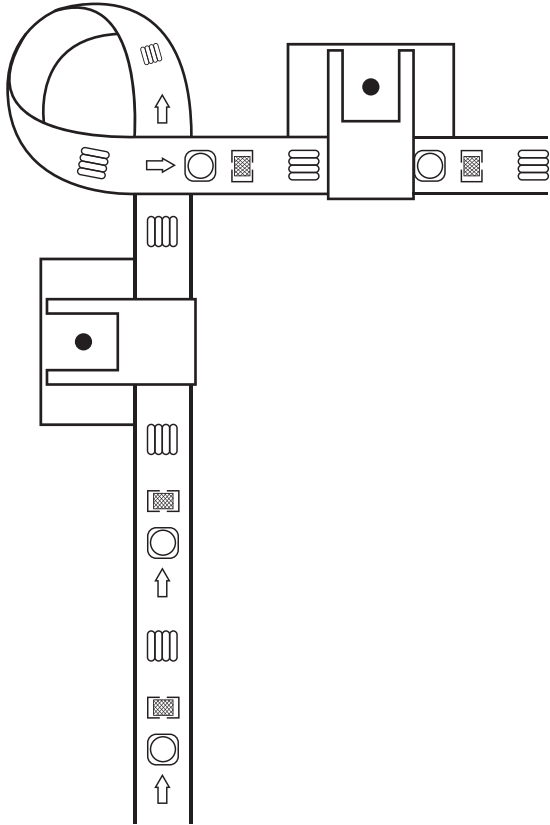
# Controller box



# Remote control



For corner setup bend the strip and reinforce via clips; (NOTICE: avoid bending on LED beads.)



## Inhoudsopgave

---

Producteigenschap	13
Productparameter	13
Product dimensie	13
Wat zit er in de verpakking	14
Installatie diagram	15
Voeg toestel toe	15
Groeps gebruik	17
Controller box	18
Afstandsbediening	19

## Producteigenschap

---

Bluetooth-versie: mesh 5.0

Aansluitbereik: max. 15 meter

Groepscontrole: sluit maximaal 200 apparaten tegelijk aan

## Productparameter

---

spanning: DC-5-24V

max stroom: 3A

max vermogen: 72W

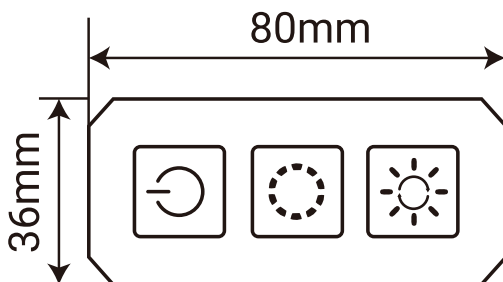
vochtig: 80% RH

werkomgeving: binnen


werktemperatuur: -20°C - 45°C (-4°F - 113°F)

## Product dimensie

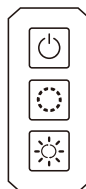
---



# Wat zit er in de verpakking



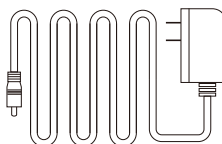
Striplight



Afstandsbediening



24 toetsen op  
afstandsbediening



Oplader

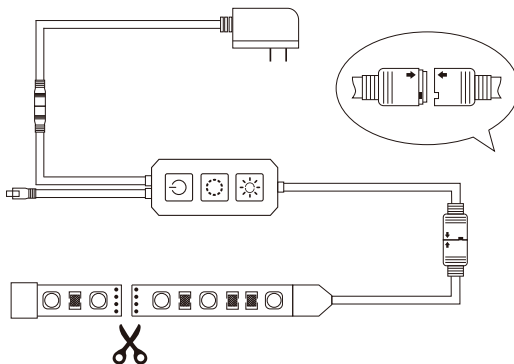


Handleiding



3M plakbare plakband

# Installatie diagram




## Voeg toestel toe

(1) Download: Lideka Home app




(2) Add device:

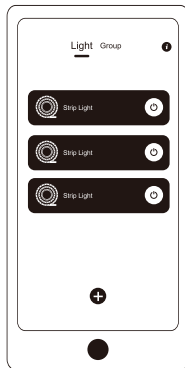
- Zet de Led-strip aan en open de Lideka Home app
- Zorg dat gps en bluetooth ingeschakeld is
- Druk op '+' om toe te voegen



Druk '+'




Zoek apparaat




Device found



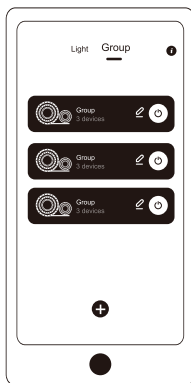
# Groeps gebruik



Druk '+'

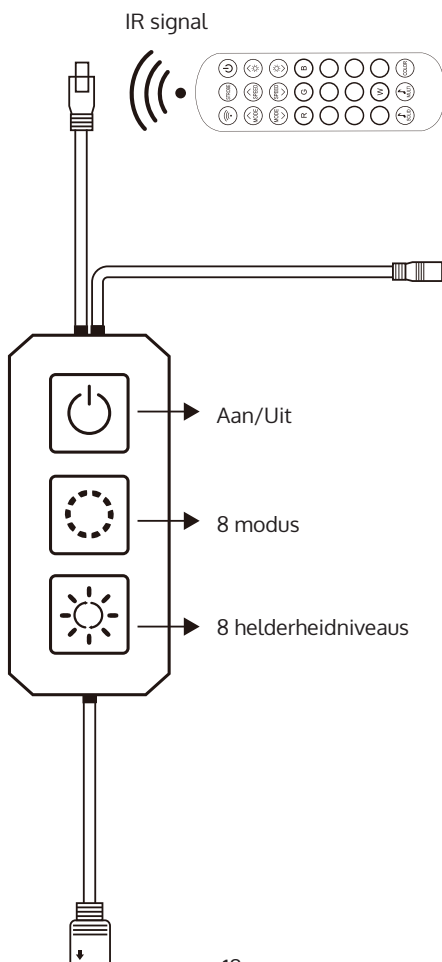


Zoek apparaat

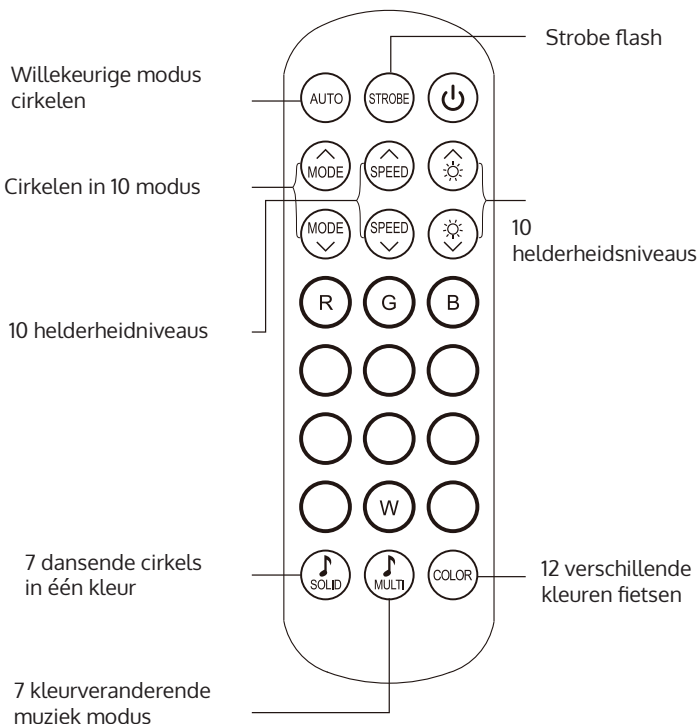


Groep naam

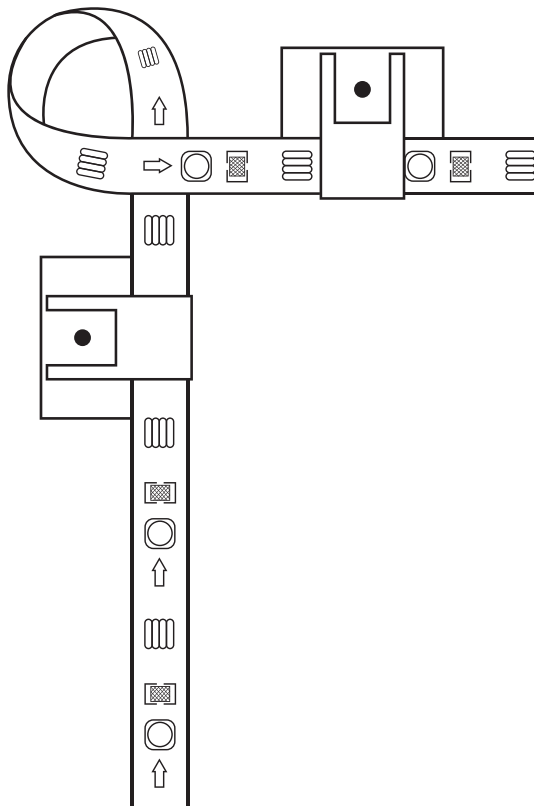
# Controller box



# Afstandsbediening



Voor een hoekopstelling, buig de strip zoals hieronder weergegeven, en versterk de strip met de bijgeleverde klipjes. (WAARSCHUWING: Vermijd het buigen op Led-kralen)



## Inhaltsverzeichnis

---

Produkteigenschaften	22
Produktparameter	22
Produktabmessung	22
Was gehört zum Lieferumfang	23
Installationsplan	24
Gerät hinzufügen	24
Gruppensteuerung	26
Steuerbox	27
Fernbedienung	28

## Produkteigenschaften

Bluetooth-Version: Mesh 5.0

Übertragungreichweite: max. 15 Meter

Gruppensteuerung: Anschluss von bis zu 200 Geräten zur gleichen Zeit

## Produktparameter

Spanne: DC-5-24V

Maximale Stromstärke: 3 A

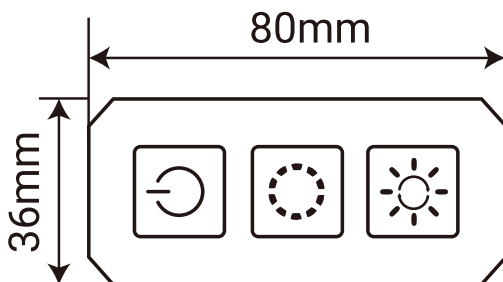
Maximale Leistung: 72 W

Luftfeuchtigkeit: 80% RH


Arbeitsumgebung: Innenraum

Betriebstemperatur: - 20°C - 45°C (-4°F - 113°F)

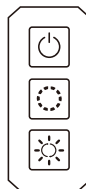
## Produktabmessung




# Was gehört zum Lieferumfang



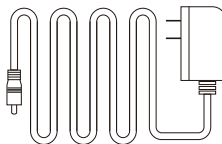
Lichtleiste



Fernbedienung




24 Tasten-Fernbedienung



Ladegerät

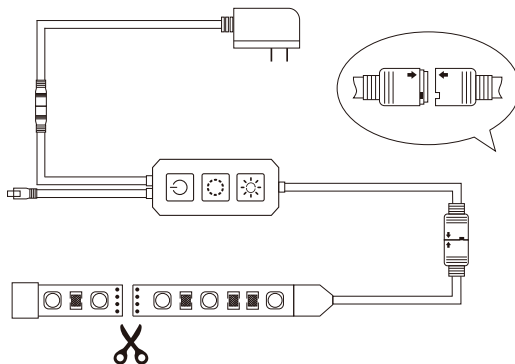


Bedienungsanleitung



3M-Klebeband

# Installationsplan



## Gerät hinzufügen


(1) Download: Lideka Home app






## (2) Gerät hinzufügen:

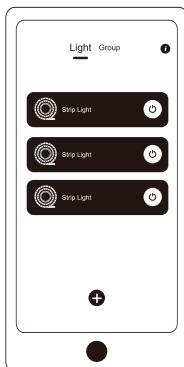
- Schalten Sie die LED-Leiste ein und öffnen Sie die Lideka Home App
- Stellen Sie sicher, dass GPS und Bluetooth eingeschaltet sind
- Drücken Sie „+“ zum Hinzuzufügen



Berühren Sie '+'




Geräte suchen




Device found

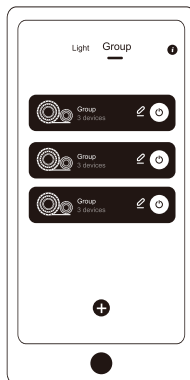
# Gruppensteuerung



Berühren Sie '+'

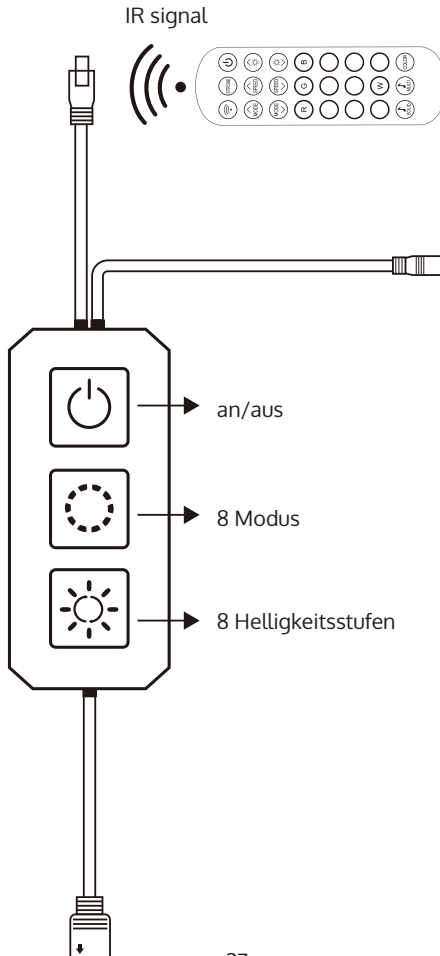


Geräte suchen

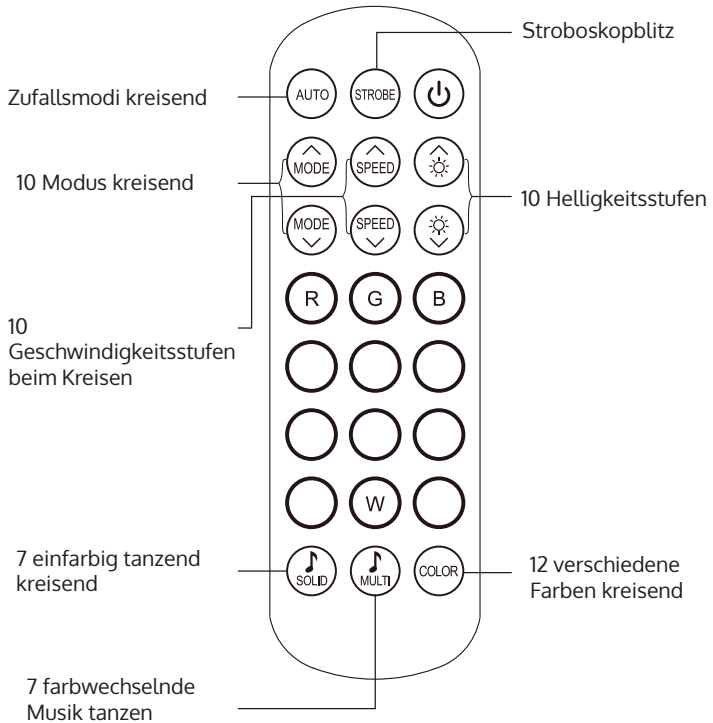


Namensgruppe

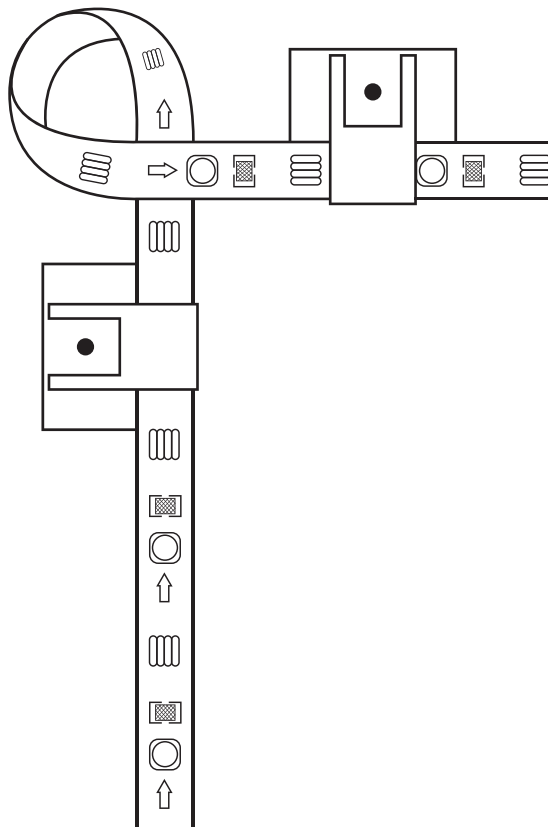
# Steuerbox



# Fernbedienung



Bei Eckaufstellung den Streifen biegen und mit Clips verstärken;  
(HINWEIS: LED-Perlen biegen vermeiden)



## Table des matières

---

Caractéristiques du produit	31
Paramètre du produit	31
Dimension du produit	31
Contenu de la boîte	32
Schéma d'installation	33
Ajouter un périphérique	33
Utilisation en mode groupe	35
Boîtier de commande	36
Télécommande	37

## Caractéristiques du produit

version Bluetooth : bande 5.0

portée de connexion : jusqu'à 15 mètres

commande centralisée : connectez jusqu'à 200 appareils en même temps

## Paramètre du produit

tension : DC-5-24V

intensité maximale : 3A

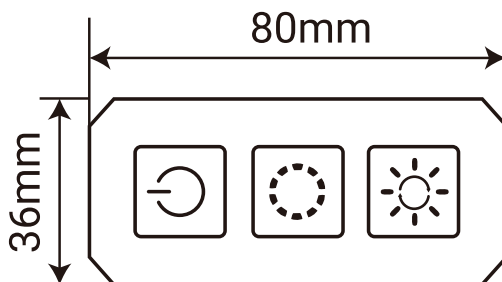
puissance maximale : 72W

taux d'humidité : 80% HR


environnement de travail : intérieur

température de fonctionnement : -20°C - 45°C (-4°F - 113°F)

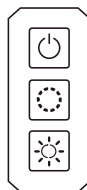
## Dimension du produit



## Contenu de la boîte



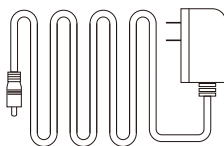
Bande lumineuse



Télécommande




24 touches sur la télécommande



Chargeur



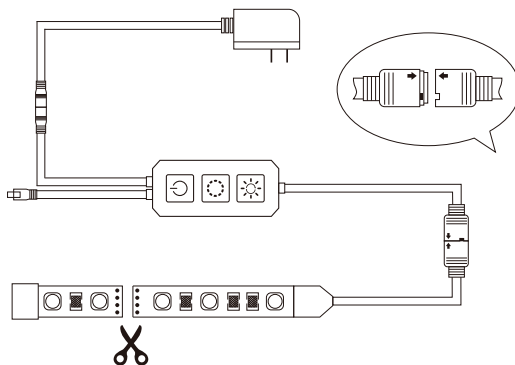
Manuel



Ruban adhésif 3M



## Schéma d'installation




## Ajouter un périphérique

(1) Télécharger : appli Lideka Home




## (2) Ajouter un périphérique :

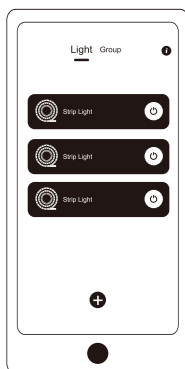
- Allumez la bande LED et ouvrez l'application Liddeka Home
- Assurez-vous que le système GPS et le Bluetooth sont activés
- Appuyez sur « + » pour ajouter



Appuyez sur « + ».




Dispositif de recherche




Device found

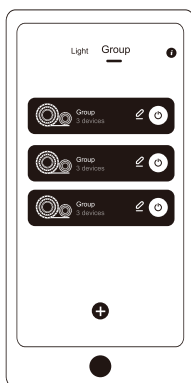
# Utilisation en mode groupe



Appuyez sur « + ».

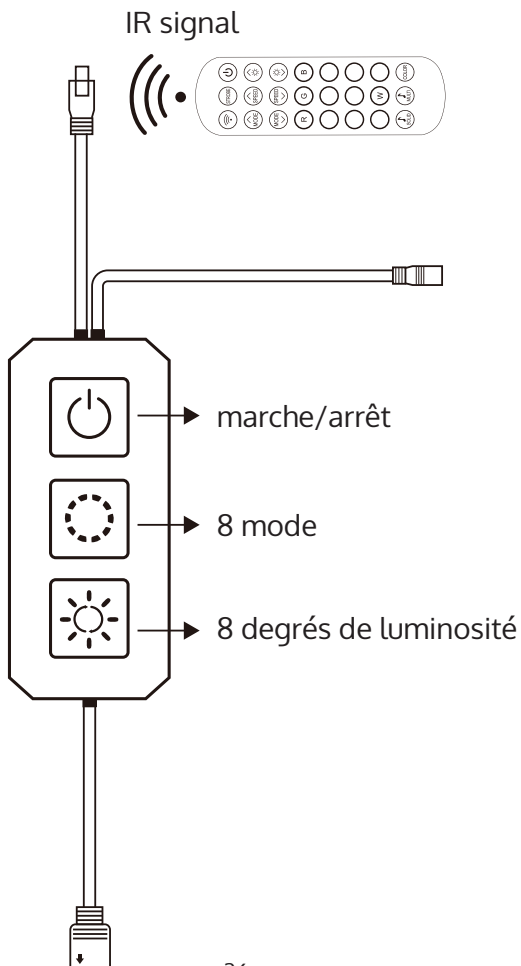


Dispositif de recherche

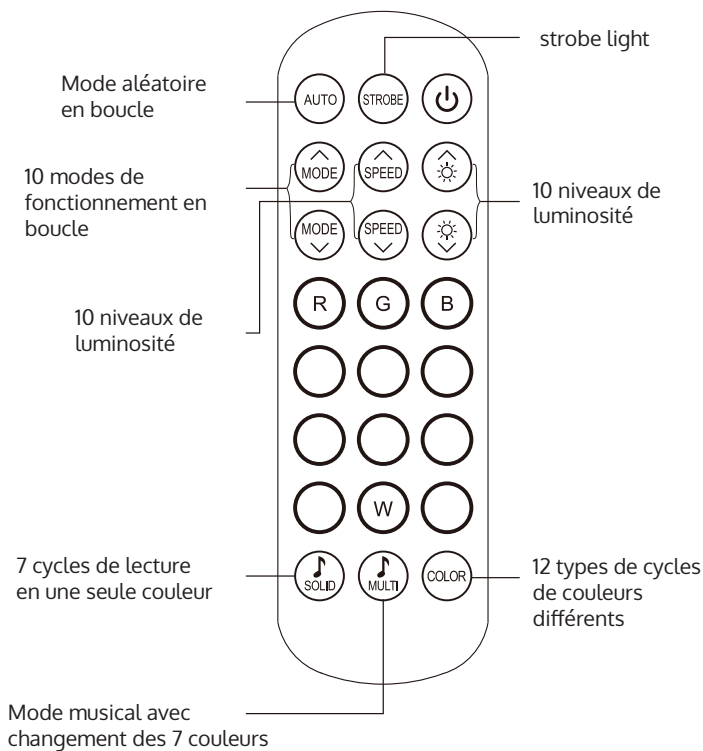


Namensgruppe

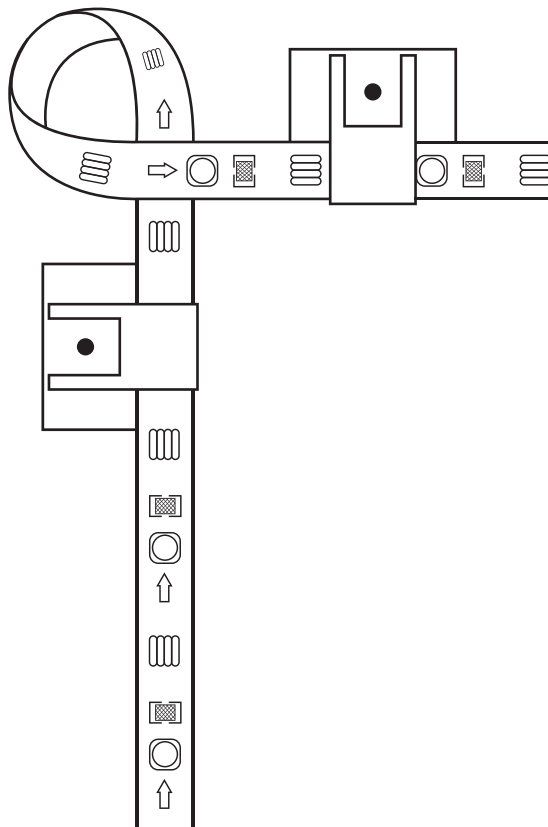
# Boîtier de commande



# Télécommande



Pour une installation en angle, pliez la bande comme indiqué ci-dessous, et renforcez-la à l'aide des crochets prévus à cet effet (ATTENTION : éviter de tordre les Leds).





SOFT RAYS  
OF LIGHT



ENVIRONMENTALLY  
FRIENDLY



LOW  
NOISE



LOW  
HEAT



ENERGY  
SAVING



ULTRA VIOLET  
RADIATION

**LED** strip

BLUETOOTH RGB



LIDEKA  
— LED —