

The air inlet and the air outlet must be reserved for a clearance of about 10 cm to ensure that the air inlet and outlet are cooled and unblocked.

The oil pump is preferred to be installed between 15°~35°.

1.

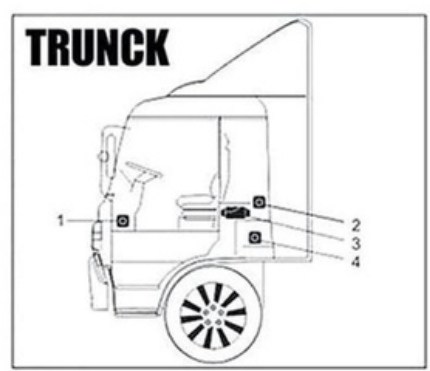
Installation Diagram

2.

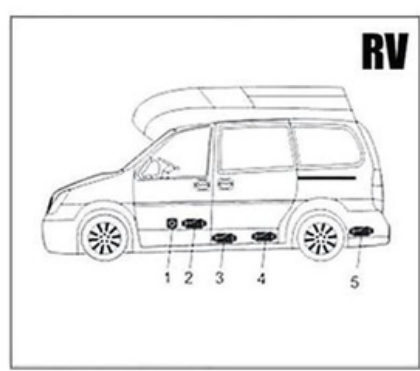
The oil pump is preferred to be installed between 15. ~35°.

3.

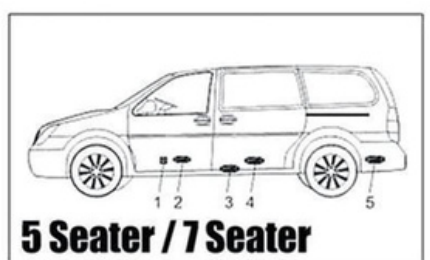
The air inlet and the air outlet must be reserved for a clearance of about 10 cm to ensure that the air inlet and outlet are cooled and unblocked.



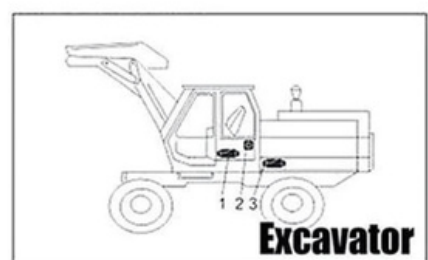
1. On the co-driver's legroom.
2. On the back wall of the cab.
3. Driver's seat backrest
4. Within the tool box



1. In front of the passenger seat
2. Between the driver seat and passenger seat
3. Under the container
4. In the trunk



The heater is mainly installed in the passenger room or baggage room of the vehicle. If it cannot be installed, fix the heater under the underside of the vehicle, but beware of splashing.



1. Inside the driver's seat
2. On the back wall of the cab.
3. Inside the protection box.