

HAVE QUESTIONS? GET IN TOUCH



support.bluesound.com



support@bluesound.com

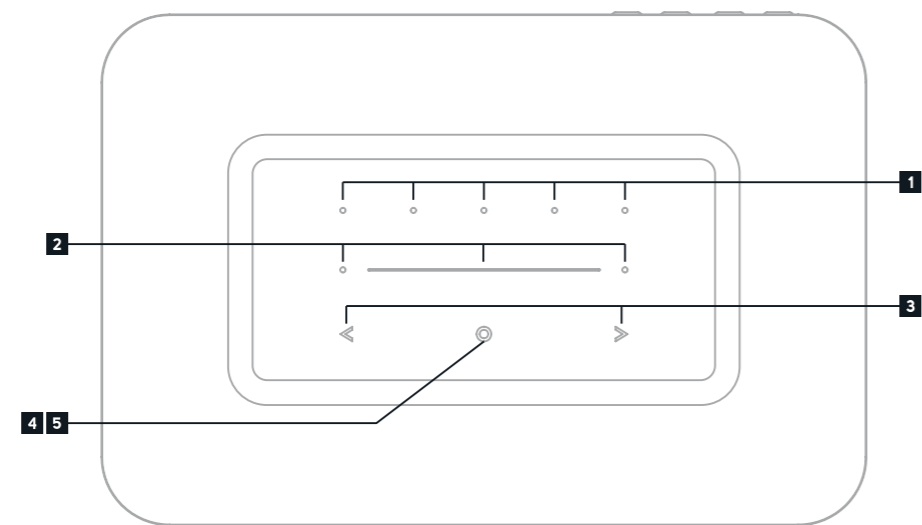


North America: 1 855 531 4666

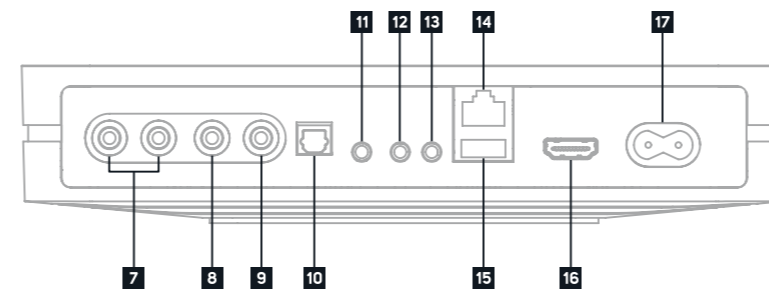
EU: 00 800 53 14 66 66

Avez-vous des questions ? / ¿Tienes preguntas? / Noch Fragen? / Domande? / Hebt u vragen? / Tem perguntas? / Есть вопросы?

Contacter / Ponte en contacto / Kontaktieren Sie uns / Contattaci / Neem contact met ons op / Contacte-nos / Свяжитесь с нами



- | | |
|------------------------------------|----------------------------|
| 1 PRESETS 1-5 | 4 STATUS INDICATOR |
| 2 VOLUME SLIDER/TAP | 5 PLAY/PAUSE BUTTON |
| 3 PREVIOUS TRACK/NEXT TRACK | 6 HEADPHONE JACK |



- | | |
|--------------------------------|--------------------------|
| 7 ANALOG OUT | 13 IR IN |
| 8 SUBWOOFER OUT | 14 LAN PORT |
| 9 COAX OUT | 15 USB (TYPE A) |
| 10 OPTICAL OUT | 16 HDMI eARC |
| 11 OPTICAL IN/ANALOG IN | 17 AC MAINS INPUT |
| 12 TRIGGER OUT | |

ACCESSORIES



120V AC Power Cord



230V AC Power Cord



Ethernet Cable



Stereo RCA to RCA Cable



Mini Jack to Toslink Adaptor



QUICK SETUP GUIDE

NODE

bluesound.com

WELCOME TO #LIVINGHIFI

We know that audio quality matters to you. It matters to us, too. A lot. The NODE is the gold-standard of hi-resolution, multi-room audio players. It is a network music streamer that works with any amplifier or active speakers to conveniently bring the enjoyment of hi-resolution music to everyday life. It can be used as a standalone streamer alongside your preferred amp, or grouped with other Bluesound Players to create multi-room listening experiences. The NODE must be wired or connected wirelessly to your home network for full functionality.

This Quick Setup Guide will take you through the basic steps to get your NODE positioned, plugged in, and on your network.

Go to bluesound.com/downloads to download the App.

The initial network setup is done using the BluOS App on your phone or tablet. Make sure you have the App downloaded and installed, and your phone or tablet nearby as you get started.



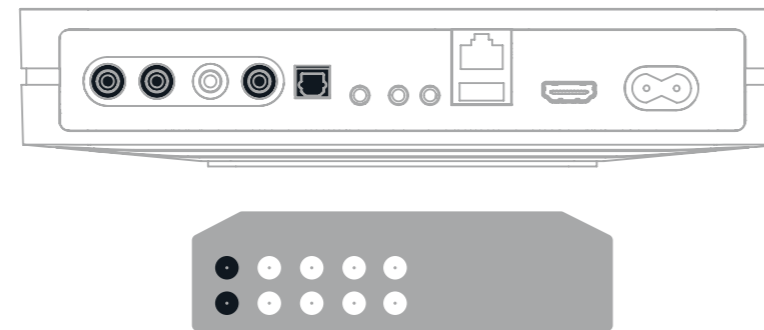

The NODE online owners manual has even more in-depth information, including troubleshooting tips and tricks. Please visit bluesound.com/products/node to download the latest version of the manual.

If you have any questions during setup please visit our support site at support.bluesound.com

1 CONNECT FOR SOUND

ANALOG RCA, OPTICAL, OR COAXIAL OUTPUT TO A MATCHING INPUT ON YOUR SYSTEM

Connecting with the Analog RCA output will use the NODE's internal DAC.
Connecting with a digital output (Optical or Coaxial) will bypass the NODE's internal DAC.

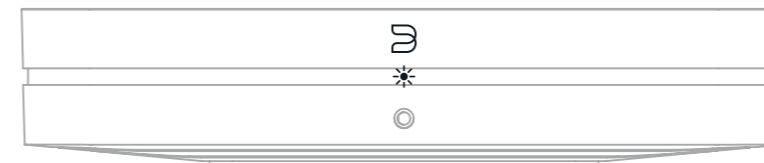


Sortie rca analogique, optique ou coaxiale vers une entrée correspondante sur votre système / Salida analógica rca, óptica, o coaxial a una entrada coincidente de tu sistema / Analoger cinch, optischer oder koaxialer Ausgang zu einem passenden eingang an deinem system / Uscita analogica rca, ottica o coassiale ad un ingresso corrispondente sul proprio sistema / Analoge rca, optische of coaxiale uitvoer naar de daarvoor geschikte invoer van uw systeem / Saída rca analógica, ótica ou coaxial para uma entrada correspondente no seu sistema / Аналоговый выход rca, оптический или цифровой выход на соответствующий вход в вашей системе

La connexion avec la sortie RCA analogique utilisera le DAC interne du NODE. La connexion avec une sortie numérique (optique ou coaxiale) contournera le DAC interne du NODE. / Conectar con la salida analógica RCA usará el DAC interno del NODE. Conectar con una salida digital (óptica o coaxial) evitará el DAC interno del NODE. / Bei Verwendung des analogen Cinch-Ausgang, wird der interne DAU von NODE genutzt. Die Verbindung mit einem digitalen Ausgang (optisch oder koaxial) umgeht den internen DAU von NODE. / Il collegamento con l'uscita analogica RCA utilizzerà il DAC interno del NODE. Il collegamento con un'uscita digitale (ottica o coassiale) bypasserà il DAC interno del NODE. / Een verbinding met de analoge RCA-uitvoer maakt gebruik van de interne DAC van de NODE. Een verbinding met een digitale uitvoer (optisch of coaxiaal) zal de interne DAC van de NODE omzeilen. / A ligação com saída RCA analógica usará o DAC interno do NODE. A ligação com saída digital (ótica ou coaxial) ignorará o DAC interno do NODE. / При подключении с использованием аналогового выхода RCA будет использоваться внутренний цифро-аналоговый преобразователь устройства NODE. При подключении с использованием цифрового выхода (оптического или коаксиального) будет выполняться обход внутреннего цифро-аналогового преобразователя устройства NODE.

2 PLUG IN YOUR PLAYER

WATCH FOR THE LED TO TURN SOLID GREEN, INDICATING 'HOTSPOT' MODE



Branchez votre lecteur / Conecta tu reproductor / Verbinden Sie Ihren Player / Collega il lettore / Sluit uw speler aan / Ligue o seu leitor
Подключите плеер

Attendez que la LED affiche un vert permanent / Espera a que el LED se ilumine en verde / Warten Sie, bis die LED durchgehend grün leuchtet / Attendi la luce LED verde e fissa / Wacht tot het groene ledlampje blijft branden / Espere até que o LED fique constantemente verde / **Дождитесь, чтобы индикатор непрерывно светился зеленым цветом**

3 ADD YOUR NODE TO THE NETWORK

USING YOUR PHONE OR TABLET, DOWNLOAD AND OPEN THE BLUOS APP

The 'Add A Player' wizard will guide you through the steps to complete your setup.



bluesound.com/downloads

Ajoutez votre NODE au réseau / Añade tu NODE a la red / Fügen Sie NODE Ihrem Netzwerk hinzu / Aggiungi il tuo NODE alla rete / Voeg uw NODE aan het netwerk toe / Adicione o seu NODE à rede / **Добавьте NODE в сеть**

Suivez les instructions affichées dans l'application pour finaliser la configuration / Sigue las instrucciones de la aplicación para terminar la configuración / Folgen Sie den Anweisungen in der App, um die Einrichtung abzuschließen / Segui le istruzioni in-app per completare la configurazione / Volg de instructies in de app om de installatie te voltooien / Siga as instruções na aplicação para terminar a configuração / **Для завершения настройки следуйте инструкциям в приложении**

© Bluesound International. Bluesound, the stylized wordmark "B" logotype, the phrase "HiFi for a wireless generation", NODE and all other Bluesound product names and taglines are trademarks or registered trademarks of Bluesound International, a division of Lenbrook Industries Limited. All other logos and services are trademarks or service marks of their respective owners.