

# GEBRUIKSAANWIJZING

NEDERLANDS



ENGLISH

# INSTRUCTION MANUAL

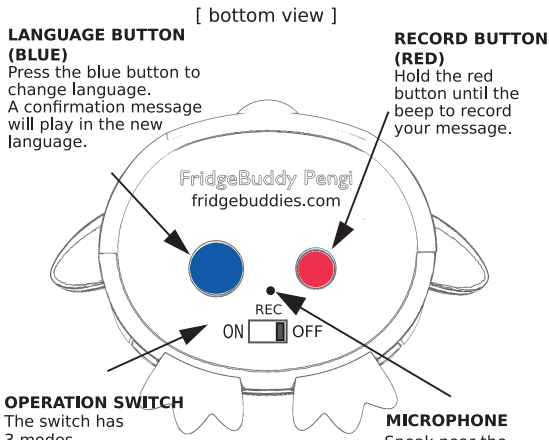
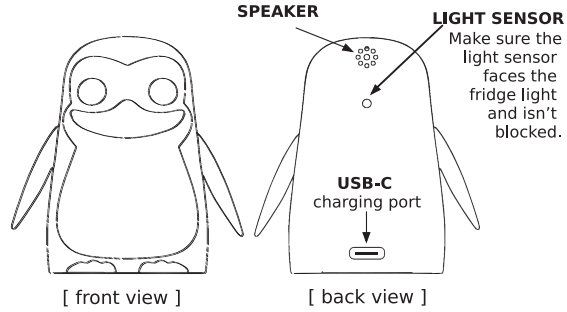
Dear Customer,

Thank you for choosing the **FridgeBuddy Pengi**! We're thrilled to have you as part of the KoolFriends family.

To get the most out of your **FridgeBuddy Pengi** and keep it working at its best, please take a moment to read the simple instructions below. They'll help ensure top performance and a longer lifespan for your new **FridgeBuddy**. If you have any questions or need help, our support team is ready to assist you at: [info@mykoolfriends.com](mailto:info@mykoolfriends.com)

Enjoy your **KOOL** new companion!

## DESCRIPTION & INSTRUCTIONS



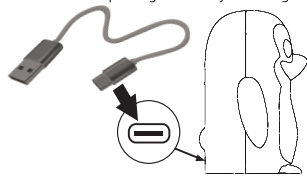
**OFF** - The device is off  
**REC** - The device is in record mode. Select this mode to record & play your own messages.  
**ON** - The device is in normal operation mode.

Visit our website for more products and information: [fridgebuddies.com](http://fridgebuddies.com)

## QUICK START

### CHARGE YOUR FRIDGEBUDDY

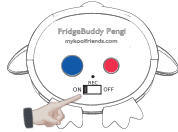
Charge your FridgeBuddy fully before putting it inside your refrigerator.



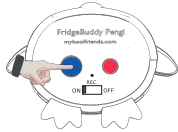
### CHOOSE AN OPERATING MODE

#### NORMAL MODE


1 PUT SWITCH IN [ON] POSITION



2 SELECT LANGUAGE



3 PLACE IN FRIDGE

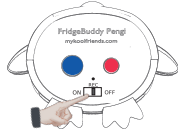


**HAVE FUN!**

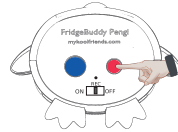


#### RECORD MODE

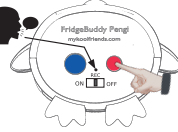
1 PUT SWITCH TO [REC] POSITION



2 PRESS & HOLD RECORD BUTTON



3 RECORD YOUR MESSAGE



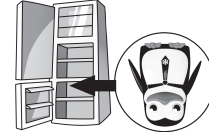
Hold the record button and speak into the microphone. Release the button when you're done. You'll hear a double confirmation tone. Your message is recorded now.

4 PLACE IN FRIDGE

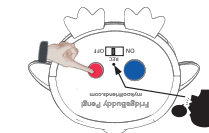
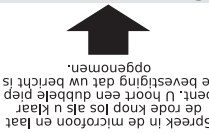


**HAVE FUN!**

## VEEL PLEZIER!



4 PLATS IN KOELKAST



3 NEEM PERSOONLIJKE BERICHT OP



2 DRUK & HOUD DE RODE KNOP IN



1 SCHAKEL NAAR [REC] POSITIE

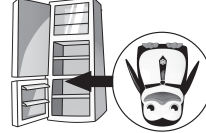


LAAD JE FRIDGEBUDDY EERST OP  
Zorg ervoor dat je FridgeBuddy volledig is opgeladen voordat je hem in de koelkast plaatst.

**DIRECT AAN DE SLAG**



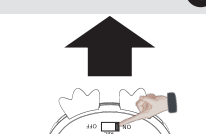
## VEEL PLEZIER!




3 PLATS IN KOELKAST



2 SELECTEER TAAL



1 SCHAKEL NAAR [ON] POSITIE



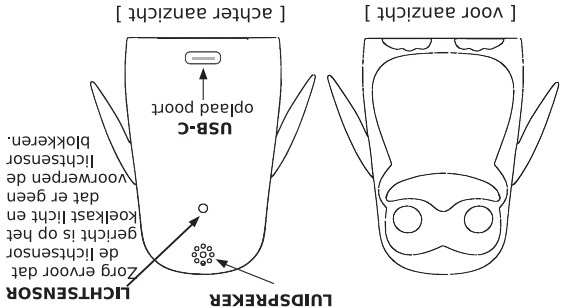
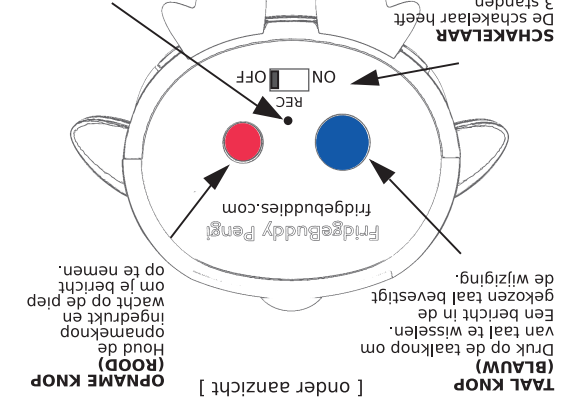
KIES EEN MODUS

**DIRECT AAN DE SLAG**

All rights reserved 2025. KoolFriendsToys BV - Amsterdam - Netherlands.

Bezoek onze website voor meer producten en informatie: [fridgebuddies.com](http://fridgebuddies.com)

**OFF** - Het apparaat is uitgeschakeld.  
**REC** - Het apparaat staat in opnamemodus en speelt de opgenomen boodschap af. Deze modus moet ook worden geselecteerd bij het opnemen van een bericht.  
**ON** - Het apparaat staat in normale bedieningsmodus.



## BESCHRIJVING & INSTRUCTIES

Veel plezier met uw **KOOL** nieuwe vriendje!

Bedankt dat u hebt gekozen voor de **FridgeBuddy Pengi**! We waarderen uw vertrouwen in ons product. Lees de instructies hieronder goed door voor de beste prestaties en een langere levensduur van uw FridgeBuddy. Heeft u vragen of hulp nodig? Bezoek dan gerust onze website: [info@mykoolfriends.com](mailto:info@mykoolfriends.com)

Beste klant,