


INSTRUCTIONS MANUAL



GENERAL SAFETY INSTRUCTIONS

DANGER FOR CHILDREN!

- This electric appliance is not a toy. Keep the product and the components of the packaging (such as plastic bags, cardboard) out of the reach of children.
- The appliance may be used by people with reduced physical sensorial or mental abilities, or without experience or necessary knowledge, as long as they operate under supervision or have been instructed on the safe use of the appliance and understood the dangers related to its use.
- Children must be kept under control to prevent them from playing with the appliance.

DANGER OF BURNS!

- Keep the product out of the reach of children and pets when they are there, it's necessary a stable supervision of an adult.
- The appliance can warm up a lot, to avoid burns, do not let bare skin touch a hot surface, if provided, use handles when moving the heater or wait when it cool down.

ATTENTION!!! DANGER OF FIRE

- To prevent a possible fire, do not cover air intake and guarantee a right air circulation; do not lean on walls or surfaces that could block up the flow.
- Do not leave the appliance unattended.
- Unplug the appliance from the electrical outlet when the appliance is not used.
- Do not use the appliance while sleeping.
- Give a wide berth to discharge of heat flammable materials like cushions, paper, woven.
- Do not cover the appliance with woven or blanket when the appliance is acting or it's hot.
- Maintain the distance from the appliance while it is in use to avoid burns or personal injury.
- Clean possible grids if are backed up from dust to avoid a wrong discharge of heat.
- Do not use the appliance to heat clothing, blanket or shoes.
- The appliance is intended only for indoor use.
- Keep the appliance and the power cord away from heated surfaces.

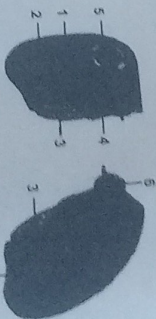
DANGER OF ELECTRIC SHOCK!

- This appliance was designed only for us with ac. before turning it on ensure that the voltage grid corresponds on the indicated data plaque.




- Do not overload the socket with double plug or reducers danger of fire!!!
- To disconnect the appliance from an electrical outlet, pull directly on plug avoiding to pull power cord before proceeding with cleaning operations.
- Do not use the appliance unattended while it is plugged.
- Do not stretch, yank and tug on the cable.
- Do not roll up the power cord around the appliance if it is still heated.
- Do not use or touch the appliance with barefoot or wet, do not place the power cord under carpets, rugs or runners.
- Do not plug or unplug the appliance from electrical outlet with wet hand.

DESCRIPTION



1. Blower grid Front
2. PTC Element
3. Back grid
4. Main switch
5. Operative panel
6. Plug
7. Indicator light



- OPERATIVE PANEL
8. Temp. indicator
 9. Temperature indicator
 10. ON/STANDBY indicator
 11. ON/STANDBY button
 12. Timer button

LOCATION AND CONNECTION

- Remove all packaging material and keep out reach of children. After removing the packaging, check the appliance for damage or other signs of a fault/defect/function. In case of doubt, do not use the appliance and contact your vendor for inspection or replacement.
- Choose a suitable location for the heater with at least 50 cm free space around it and with a distance of at