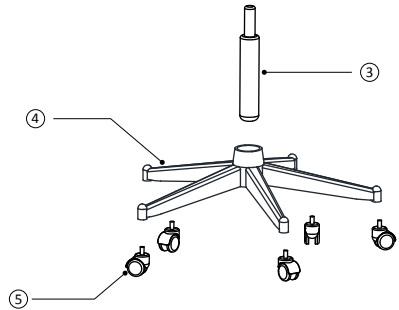
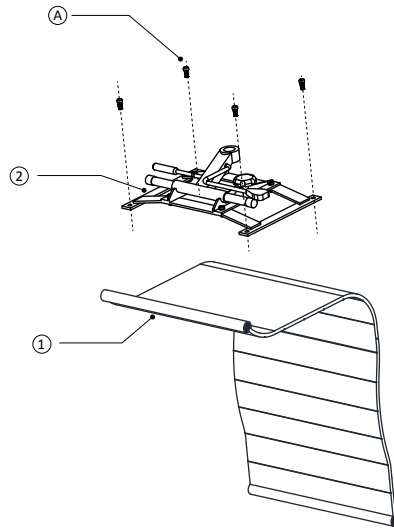


ASSEMBLY INSTRUCTION

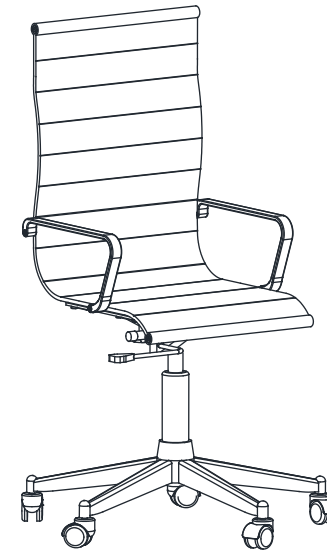
Remove all items from the carton. Verify all pieces before assembly.



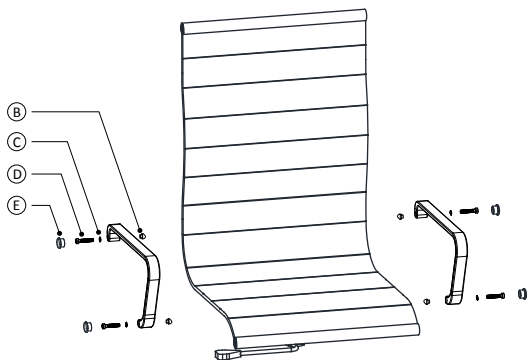
STEP 1



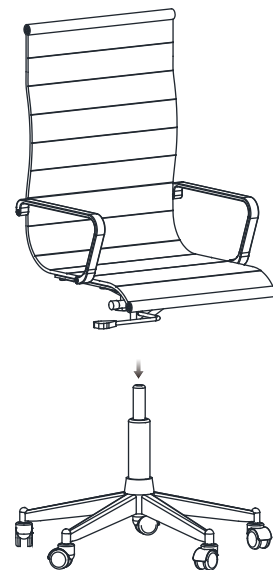
STEP 2



FINISH




STEP 3

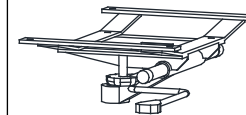


STEP 4

① Seat & Back



② Mechanism



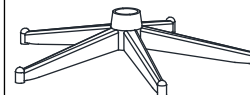
③ Armrest(1 pair)



④ Gas Lift








⑤ Base



⑤ Casters - x5



Accessories & Tools

<p>① A</p> <p>M8*16MM - x4</p> 	<p>② B</p> <p>x4</p> 	<p>③ C</p> <p>x4</p> 
<p>④ D</p> <p>M8*40MM - x4</p> 	<p>⑤ E</p> <p>x4</p> 	<p>⑥ F</p> <p>M6 - x1</p> 