

EOS ESTHER

lampshade | user guide



UMAGE



WITH LOVE FROM COPENHAGEN

At UIMAGE, our designers take inspiration from the distinct nature of the Nordic landscape to create unique designs related to the way we live in an urban setting. Influenced by the design language, colours and materials found around us in Scandinavia, we create a collection that is rooted in our home but designed for everyone.

Versatile, flexible and multifunctional, our furniture and accessory collection is designed for packing the most into life in smaller spaces!

CARE AND MAINTENANCE

Please follow the below care and safety instructions to ensure many years of enjoyment with your new design item from UIMAGE.

- Keep the lamp clean using a hair dryer on the coolest setting, 25 cm (10") from the lamp and blow the loose dust from the feathers.
- Use a damp cloth for dust that is difficult to remove.
- Always keep the lamp away from fire.

PLEASE GIVE THE FEATHERS TIME TO READJUST
TO THEIR ORIGINAL SHAPE

It may take up to two weeks, but you can help them along by running your fingers carefully through the feathers.

Keep these instructions at hand for future reference.

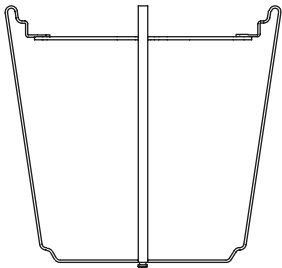


DESIGNED BY
SØREN RAVN CHRISTENSEN

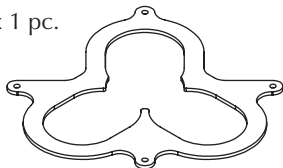
“ Esther is the name of my
youngest daughter and
the shape reminds me of
clouds in the sky – if you
only could reach out and
fly through them „

ASSEMBLY GUIDE

① x 2 pcs.



② x 1 pc.



③ x 4 pcs.



④ x 4 pcs.



⑥ x 1 pc.

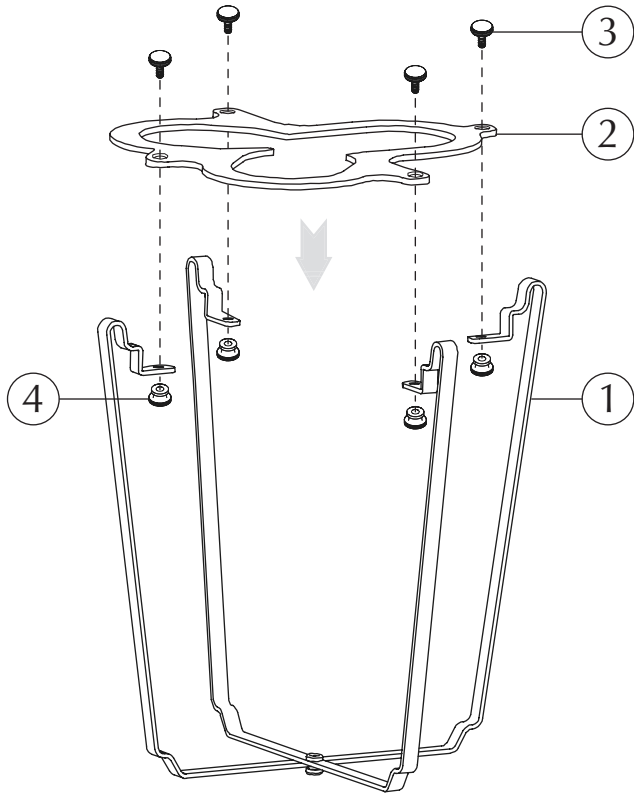


⑤ x 1 pc.

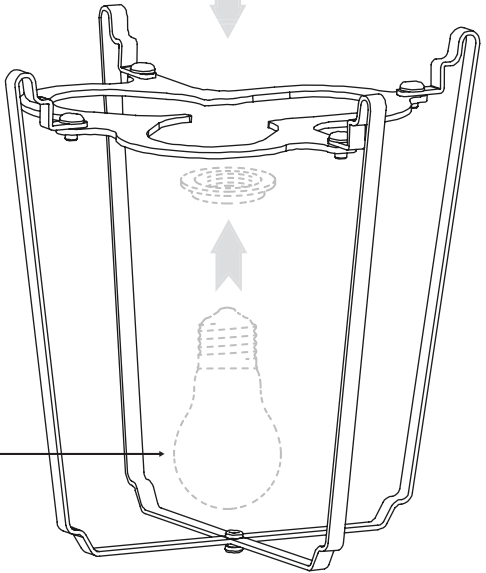


Find assembly videos by using the QR code or by going online at our website
umage.com/instructions

A



A.1




MAX 15W LED


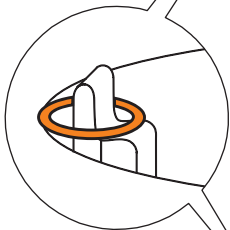
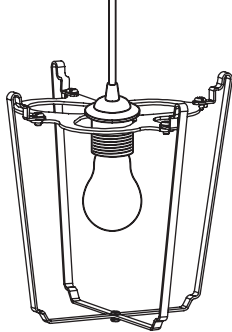


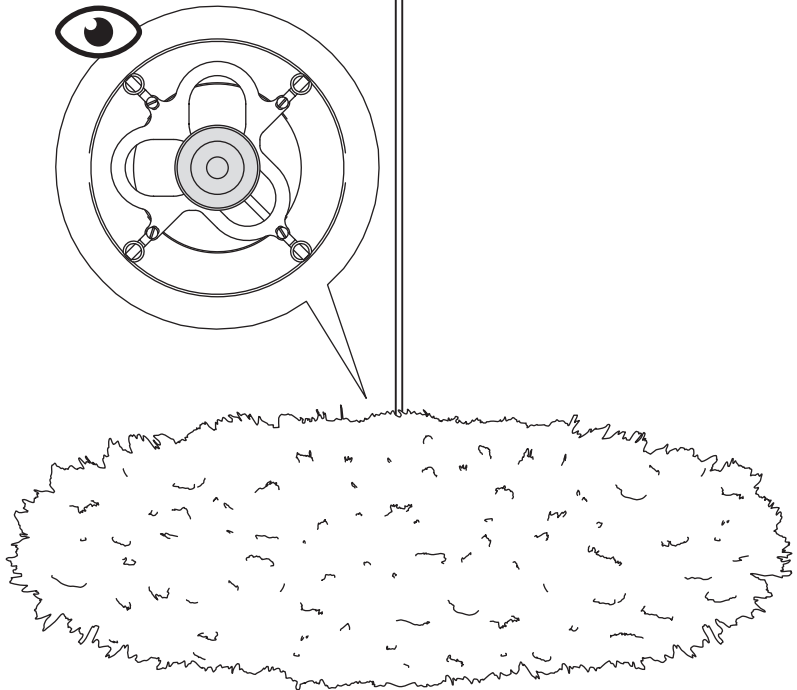
A.2

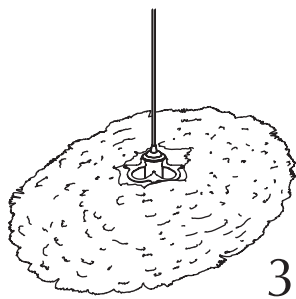
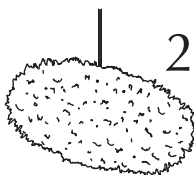
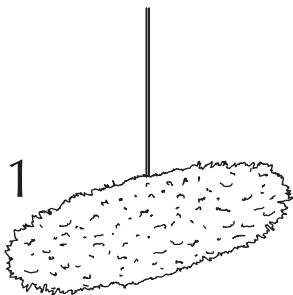
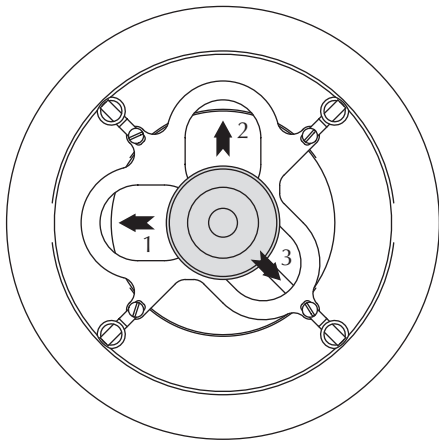
5

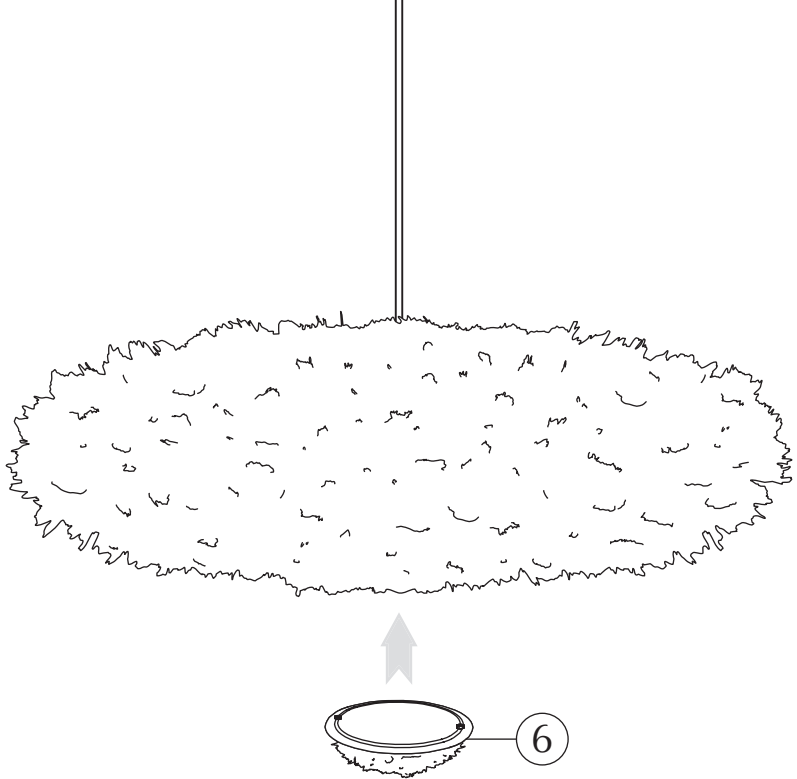


A.3











FOLLOW US ON SOCIAL MEDIA



@umagedesign | #umagedesign | umage.com



UMAGE



210429