

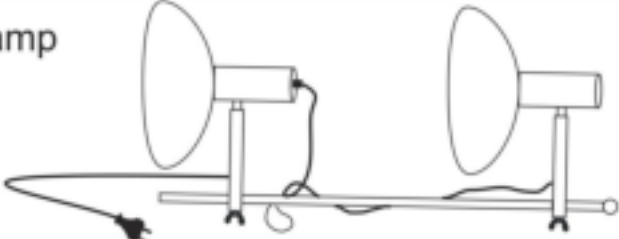


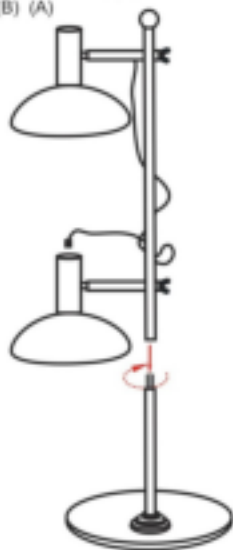
ASSEMBLY INSTRUCTION

A	Metal Base 	1 pc
B	Center base attachment Pipe 	1 pc
C	Lamp 	1 pc

Step 1-Tightly screw the center base attachment Pipe (B) with the base of metal base (A)



Step 2-Now Tightly screw the Lamp(C) with the Center Base Attachment Pipe(B) (A)



Assembled lamp

