





 Model: DVM-SB90 (Photoelectric smoke alarm) Batch number: 202204 Replace by end: 2032.04 Battery spec: DC9V (Battery: 6LR61)		 41.20 mm
<p>WARNING:</p> <ul style="list-style-type: none"> • Use only specified batteries, other batteries may cause improper operation. • Replace the battery when the unit chirps with red led flash every 32 seconds. • Constant exposure to high or low temperatures or high humidity may reduce battery life. • Test monthly, clean by vacuum, cleaning the outside of the unit each month, refer to user's guide. • Test the alarm for correct operation using the test facility, whenever the battery is replaced. • Read the instructions before operating or servicing.  8 17 2 0 2 9 9 1 7 8 8 7 0 1 1	<p>Replacement battery:</p> <ul style="list-style-type: none"> • Turn the alarm body counterclockwise and take out the alarm body. • Connect the power input connector to the new battery. • Put the new battery into the battery compartment. • Fit the alarm body on the bracket and turn the alarm body clockwise. <p>DVM International B.V. Vlierlaan 53735 KT Bosch en Duin Netherlands Tel: +31 85 0602388 E-mail: info@dvm-i.com</p>    <small>DSP: 912AC-PR-0000 KM 694336 EN 14604-2005AC:2008 Ver: 1.0</small>	
 68.30 mm		