

49" Outdoor Signage - 49XS2E

55" Outdoor Signage - 55XS2E

Outstanding Visiblity with Quiet Operation

XS series

Easily installed in store windows, LG's XS series of window facing digital signage captivates customers with its vivid image quality and quiet operation.

The XS series helps businesses enhance their brand image while enriching the customers' shopping experience.



Outstanding Visibility with Quiet Operation

XS series

Outstanding Visibility

High Brightness

With a great brightness of 2,500 cd/m², XS series clearly delivers contents and attracts public attention, which is the ultimate display for outdoor visibility.



Visible with Polarized Sunglasses

QWP* technology enables clear visibility even when the viewer is wearing polarized sunglasses.



* Quarter Wave Plate

Outstanding Visibility with Quiet Operation

XS series

Quiet Operation

Fan-less Design

By eliminating the need for a cooling fan, we have made the XS series an ideal choice for the in-window environment. Its operating noise level is under 25dB, which is quieter than that of typical daily conversation.


XS Series
(Under 25dB)



Conversation
(50dB)



Typing
(78dB)



Space Efficiency

Slim Design

Thanks to its thin depth, the XS series takes up minimal space, which leads to space efficiency in an in-window environment.



83.5 mm (49" model)

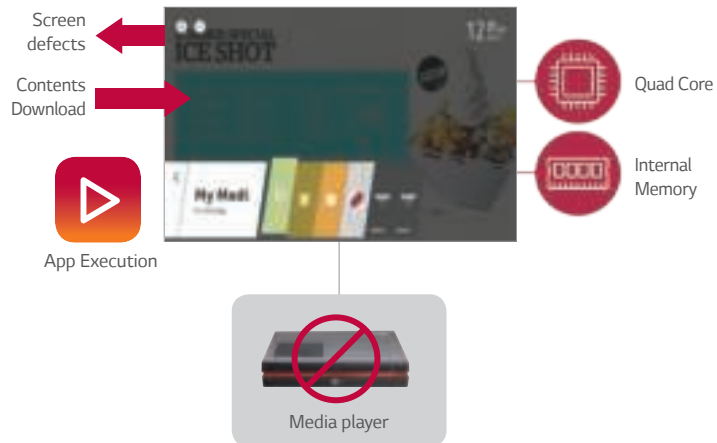
Outstanding Visibility with Quiet Operation

XS series

User Convenience

High-Performance with webOS

The Quad Core SoC* technology can execute several tasks at the same time without a separate media player. In addition, webOS 3.0 platform enhances user convenience with intuitive UI and simple app development tools.



*System on Chip

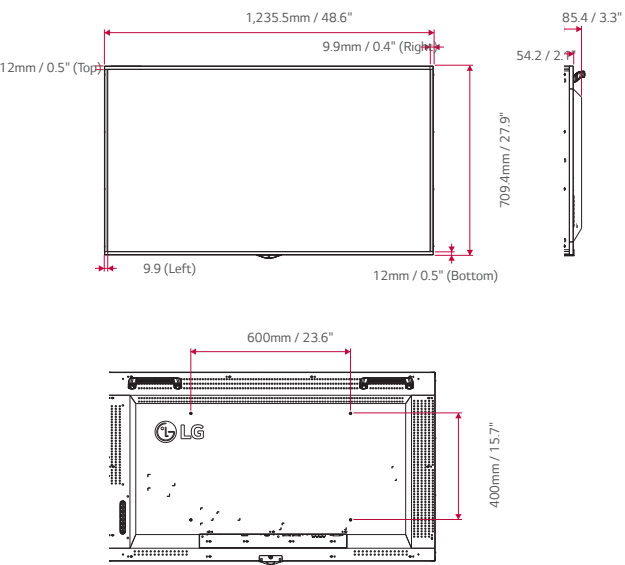
Smart Brightness Control

The auto brightness sensor and preset time scheduler save power consumption by adjusting the brightness.

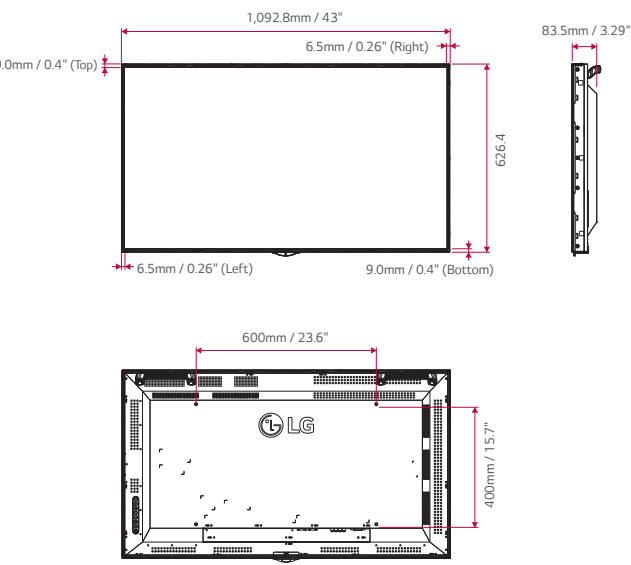


Dimensios

55" class (54.64" diagonal)



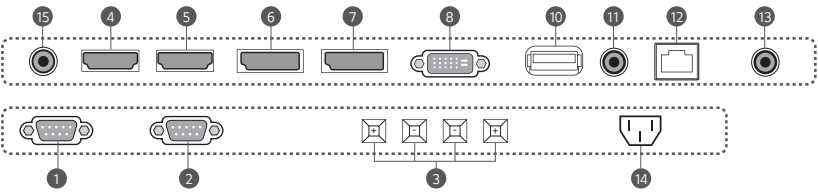
49" class (48.5" diagonal)



Connectivity

55"/49"

- | | | |
|---------------------|------------|----------------------|
| 1 RS 232C IN | 6 DP IN | 11 AUDIO IN (PC) |
| 2 RS 232C OUT | 7 DP OUT | 12 LAN |
| 3 SPEAKER OUT (8 Ω) | 8 DVI-D IN | 13 PIXEL SENSOR |
| 4 HDMI IN 1 | 9 SD CARD | 14 AC IN |
| 5 HDMI IN 2 | 10 USB IN | 15 IR & LIGHT SENSOR |



Specifications

55XS2E

49XS2E

PANEL	Screen Size		55" class (54.64" diagonal)		49" class (48.5" diagonal)	
	Panel Technology		IPS, M+ (WRGB)		IPS, M+ (WRGB)	
	Aspect Ratio		16 : 9		16 : 9	
	Native Resolution		1,920 x 1,080 (FHD)		1,920 x 1,080 (FHD)	
	Brightness		2,500 cd/m ² (Typ.), 2,250 cd/m ² (Min.)		2,500 cd/m ² (Typ.), 2,250 cd/m ² (Min.)	
	Contrast Ratio		1,000:1		1,000:1	
	Viewing Angle (H x V)		178 x 178		178 x 178	
	Surface Treatment		AGLR (Haze 3%), QWP		AGLR (Haze 3%), QWP	
	Lifetime		50,000 Hrs		50,000 Hrs	
	Operation Hours		24 Hrs		24 Hrs	
CONNECTIVITY	Orientation		Landscape & Portrait		Landscape & Portrait	
	Input		HDMI(2), DP, DVI-D, Audio, USB		HDMI(2), DP, DVI-D, Audio, USB	
	Output		DP, External Speaker (L/R)		DP, External Speaker (L/R)	
	External Control		RS232C In/out, RJ45 In, IR Receiver In, Pixel Sensor In		RS232C In/out, RJ45 In, IR Receiver In, Pixel Sensor In	
PHYSICAL SPECIFICATION	Bezel Color		Black		Black	
	Bezel Width		12.0 mm (T/B), 9.9 mm (L/R)		9 mm (T/B), 6.5 mm (L/R)	
	Monitor Dimension (W x H x D)		1,235.5 x 709.4 x 85.4 mm		1,092.8 x 626.4 x 83.5 mm	
	Weight (Head)		26.7 kg (TBD)		21.2 kg (TBD)	
	Carton Dimensions (W x H x D)		1,344 x 215 x 820 mm		1,194 x 175 x 760 mm	
	Packed Weight		31.9 kg (TBD)		25.7 kg (TBD)	
	VESA™ Standard Mount Interface		600 x 400 mm		600 x 400 mm	
SPECIAL FEATURES		Temperature Sensor, Auto Brightness Sensor, Energy Saving, Smart Energy Saving, Tile Mode (Up to 15x15), Natural Mode@Tile Mode, Source Selection, Brightness/Contrast/Backlight, DPM Select, File Play with USB, Internal Memory, Wi-Fi Dongle Ready				
ENVIRONMENTAL CONDITIONS	Operation Temperature		0°C to 45°C		0°C to 45°C	
	Operation Humidity		10% to 80%		10% to 80%	
POWER	Power Type		Built-In Power		Built-In Power	
	Power Supply		100-240 V~, 50/60 Hz		100-240V~, 50/60Hz	
	Power Consumption	Typ. / Max.	240 W / 250 W (TBD)		190 W / 225 W (TBD)	
	Smart Energy Saving		140 W (TBD)		85 W	
STANDARD (CERTIFICATION)	Safety		UL / cUL / CB / TUV		UL / cUL / CB / TUV	
	EMC		FCC Class "A" / CE / KC		FCC Class "A" / CE / KC	
	ErP / Energy Star		No / No		No / No	
SOFTWARE COMPATIBILITY	Content Management Software		SuperSign CMS		SuperSign CMS	
	Control and Monitoring Software		SuperSign Link		SuperSign Link	
ACCESSORIES	Basic		Remote Controller (2 Batteries Included), Power Cord, HDMI Cable, Manual (ESG/EIG), IR Receiver (w/ Ambient Light Sensor)		Remote Controller(2 Batteries Included), Power Cord, HDMI Cable, Manual (ESG/EIG), IR Receiver (w/ Ambient Light Sensor)	
	Optional		Landscape Wall Mount (WM-L640V), Portrait Wall Mount (WM-P640V), Pixel Sensor (KT-SPO), Wi-Fi Dongle (AN-WF500)		Landscape Wall Mount (WM-L640V), Portrait Wall Mount (WM-P640V), Pixel Sensor (KT-SPO), Wi-Fi Dongle (AN-WF500)	
WARRANTY	Basic		3 Year Parts & Labor		3 Year Parts & Labor	