









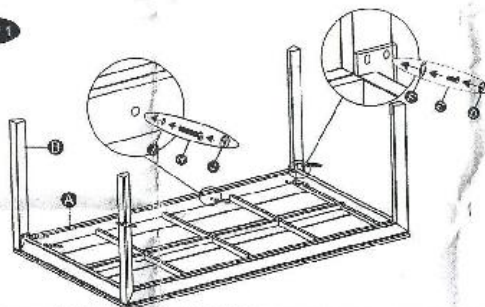


ASSEMBLY INSTRUCTION

Salsa table 180x100

NO.	Picture	Name	Qty
A		Table Top	1
B		Table Leg	2
C		4# Wrench	1
D		M6 PVC Bolt Cover	8
E		M6X25MM Bolt	8
F		M3 Steel Washer	8
G		5# Wrench	1
H		M8X35MM Bolt	8
I		M3 Stool Washer	8
J		M8 PVC Bolt Cover	8

STEP 1



STEP 2

