

# User Manual for Solidenz iPad Cases

Welcome to your new Solidenz iPad case! This user manual is designed to help you get the most out of your new case and protect your iPad effectively. Follow the simple steps in this guide to correctly install your case and use its various features.

## Unpacking and inspecting

- Carefully remove your Solidenz iPad case from its packaging.
- Check the case for any visible damage or defects.

## Opening the case

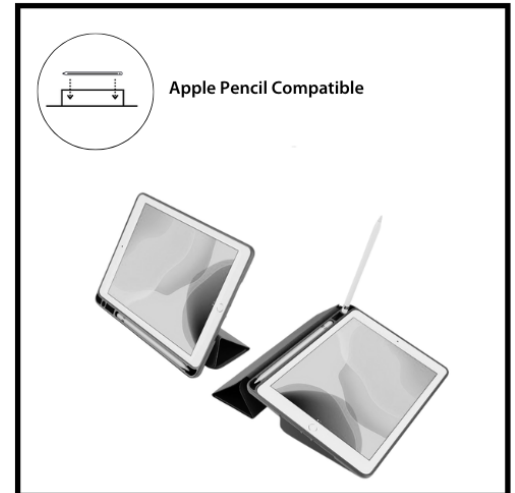
- Open the case by gently lifting the magnetic flap.
- Make sure the flap is fully open to reveal the holder for your iPad.

## Inserting your iPad

- Place your iPad in the holder with the screen facing upwards.
- Ensure that the camera and all buttons and ports of the iPad align correctly with the cutouts in the case.
- Gently press on the edges of your iPad to secure it firmly in the case.

## Placing Your Apple Pencil

- If you own an Apple Pencil, there's a special slot on the inside of the case where you can securely store it.
- Gently slide your Apple Pencil into this slot when not in use to prevent it from getting lost or damaged.

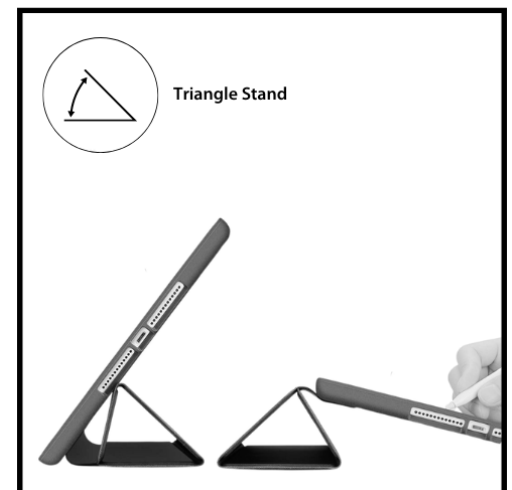


## Closing the case

- Close the case by folding the magnetic flap back to its original position.
- Check that the flap fits well onto the case and fully covers your iPad.

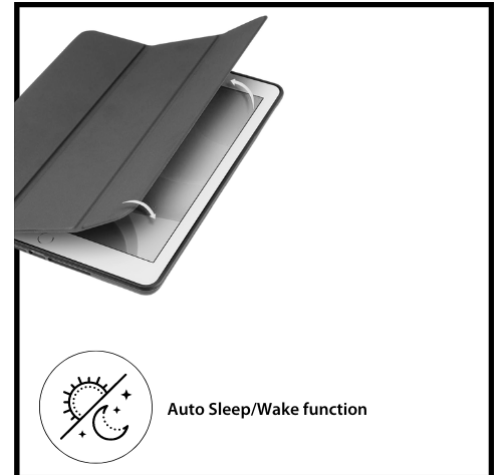
## Using the stand function

- Open the case and fold the flap back.
- Insert the folded flap into the designated slot at the back of the case to create a stable stand.
- You can now use your iPad in both landscape and portrait modes, depending on your preference.



## Auto Sleep/Wake function

- Your Solidenz iPad case has a built-in magnetic sensor that triggers your iPad's Auto Sleep/Wake function.
- When you open the case, your iPad will automatically wake up; when you close it, your iPad goes to sleep.



## Maintenance and cleaning

- Keep your Solidenz iPad case clean by regularly wiping it with a soft, dry cloth.
- Avoid using harsh cleaning agents or abrasive materials that could damage the surface of the case.

## Safety and precautions

- Avoid exposure to extreme heat, moisture, or direct sunlight to prevent damage to your case and iPad.
- Do not use the case as a stepping stool or to carry heavy objects.
- Ensure your iPad and case are kept out of reach of small children.

We hope this user manual helps you make the most of your new Solidenz iPad case. Enjoy the premium protection and stylish design that your new Solidenz case offers!